

SCALE A CHIOCCIOLA SPIRAL STAIRCASES

MISURE valide per tutte le configurazioni

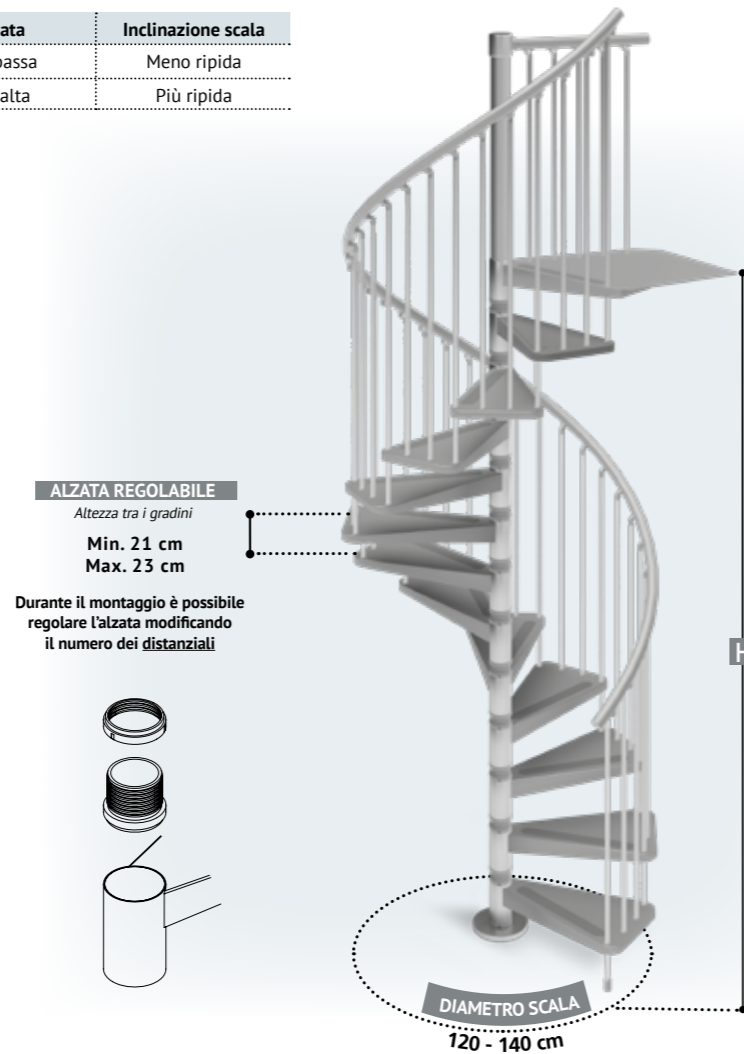
Le combinazioni indicate consentono di collegare due piani con numerose soluzioni, adattandosi perfettamente alle esigenze specifiche.

	Numero gradini	Alzata	Inclinazione scala
Scala più comoda	Più gradini	Più bassa	Meno ripida
Scala più compatta	Meno gradini	Più alta	Più ripida

NUMERI GRADINI	ALTEZZA TRA I PIANI (H)
10 gradini 1 scatola	Min. 210 cm Max. 230 cm
11 gradini 1 scatola	Min. 231 cm Max. 253 cm
12 gradini 1 scatola	Min. 252 cm Max. 276 cm
13 gradini 1 scatola	Min. 273 cm Max. 299 cm
14 gradini 1 scatola + 1 gradino	Min. 294 cm Max. 322 cm
15 gradini 1 scatola + 2 gradini	Min. 315 cm Max. 345 cm
16 gradini 1 scatola + 3 gradini	Min. 336 cm Max. 368 cm

Per raggiungere altezze maggiori aggiungere gradini.

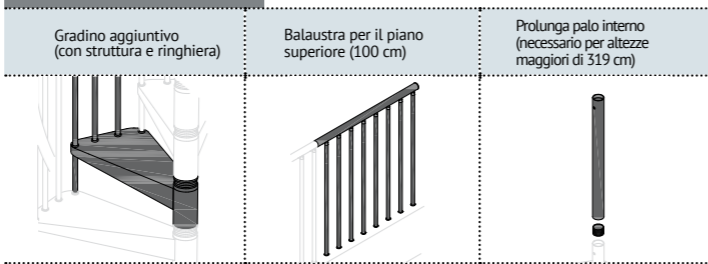
- H = Distanza dal pavimento piano inferiore al pavimento piano superiore (solaio incluso).
- Pianerottolo di arrivo fissato a livello del pavimento del piano superiore.
- Foro solaio: diametro scala + 5 cm.



SENSO DI SALITA

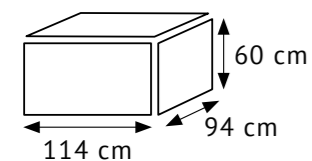


ACCESSORI



IMBALLO

1 scatola



= 1 scala completa di 13 gradini (pianerottolo incluso)
Struttura, Gradini, Ringhiera, Corrimano.

Le misure della scatola potrebbero variare

DIMENSIONS applicable to all configurations

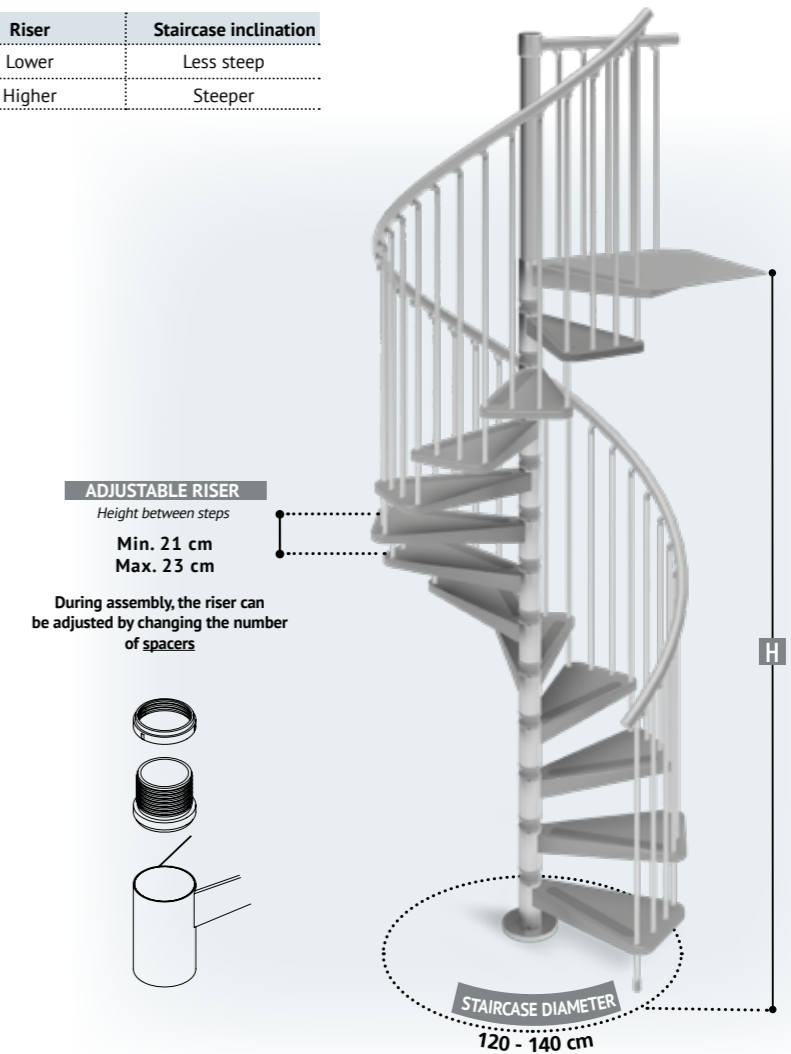
The combinations shown enable two levels to be connected with multiple solutions, perfectly accommodating a variety of specific needs.

	Number of steps	Riser	Staircase inclination
More convenient staircase	More steps	Lower	Less steep
More compact staircase	Fewer steps	Higher	Steeper

NUMBER OF STEPS	HEIGHT BETWEEN LEVELS (H)
10 steps 1 box	Min. 210 cm Max. 230 cm
11 steps 1 box	Min. 231 cm Max. 253 cm
12 steps 1 box	Min. 252 cm Max. 276 cm
13 steps 1 box	Min. 273 cm Max. 299 cm
14 steps 1 box + 1 step	Min. 294 cm Max. 322 cm
15 steps 1 box + 2 steps	Min. 315 cm Max. 345 cm
16 steps 1 box + 3 steps	Min. 336 cm Max. 368 cm

Add steps to achieve greater heights.

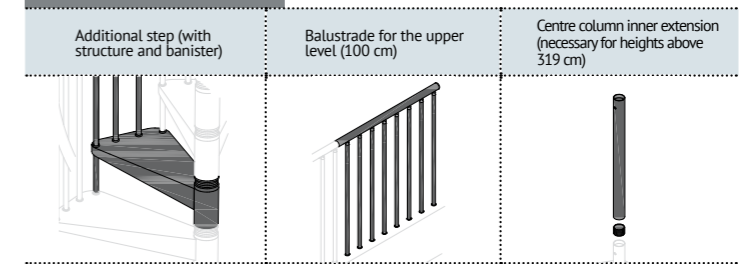
- H = Distance from the floor of the lower level to the floor of the upper level (floor included).
- Arrival landing fixed at the same level as the floor of the upper level.
- Floor opening: staircase diameter + 5 cm.



UP DIRECTION

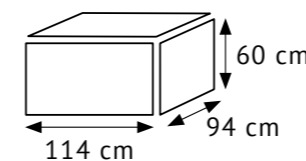


ACCESSORIES



PACKAGING

1 box



= 1 staircase complete with 13 steps (including landing)
Structure, Steps, Banister, Handrail.

The box dimensions may vary

CONFIGURAZIONI

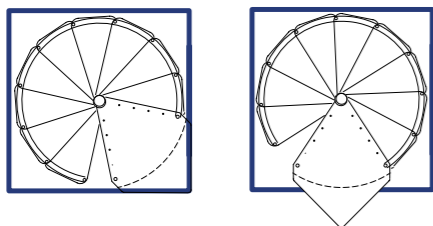
CONFIGURATIONS

FORMA E DIMENSIONI MINIME

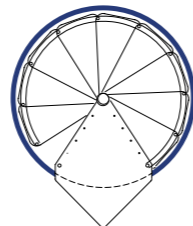
Dimensione foro: diametro scala + 5 cm

Pianerottolo di arrivo universale con apertura di 60° (adattabile al foro durante il montaggio). Fissaggio a livello del pavimento del piano superiore.

FORO QUADRATO

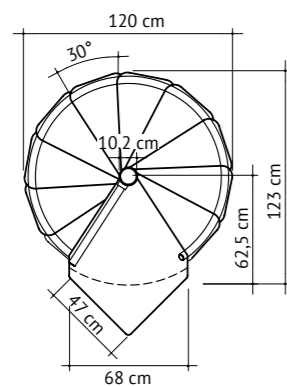


FORO TONDO

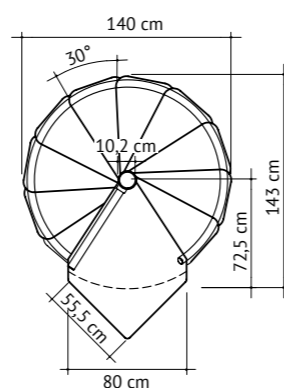


FORMA E MISURE

Diametro 120 cm

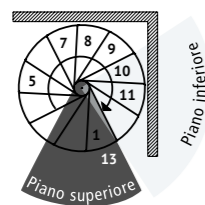


Diametro 140 cm

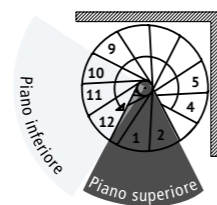


SCHEMA DI VERIFICA AREA ENTRATA E AREA USCITA RISPETTO ALLA POSIZIONE DELLE PARETI

NON CORRETTO



CORRETTO



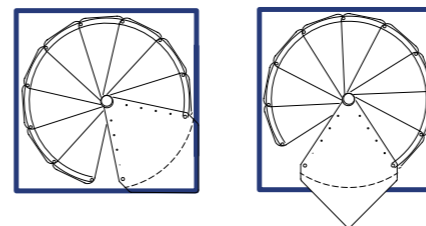
Nel caso in cui il primo gradino dal basso non sia accessibile prova, se possibile, a spostare il punto di arrivo, a invertire il senso di rotazione o ad aggiungere o togliere gradini.

SHAPE AND MINIMUM DIMENSIONS

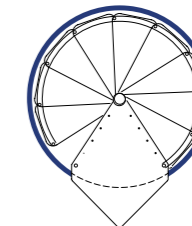
Opening size: staircase diameter + 5 cm

Universal arrival landing with 60° opening (adaptable to the opening during assembly). Fixing at the same level as the floor of the upper level.

SQUARE OPENING

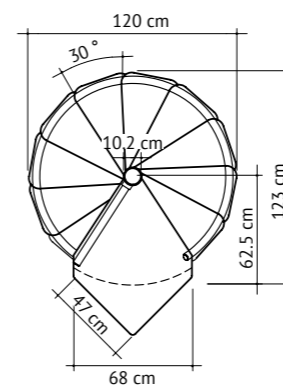


ROUND OPENING



SHAPE AND DIMENSIONS

120 cm diameter



140 cm diameter

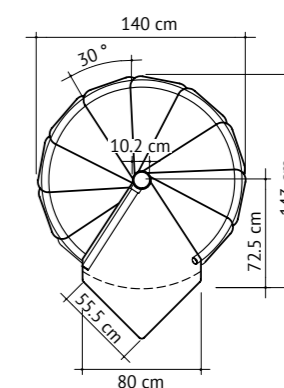
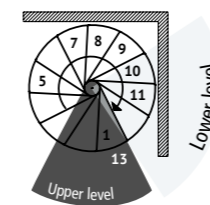
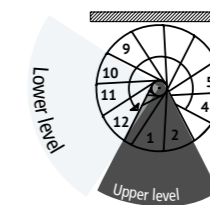


DIAGRAM TO CHECK THE ENTRY AREA AND THE EXIT AREA WITH RESPECT TO THE POSITION OF THE WALLS

INCORRECT



CORRECT

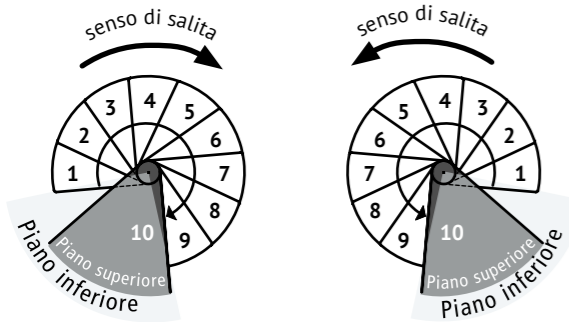


If the first step from the bottom is not accessible, try - where possible - to move the point of arrival, to invert the rotation direction or to add or remove steps.

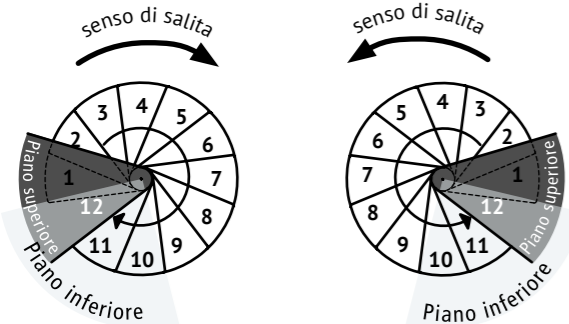
CONFIGURAZIONI POSSIBILI

Le seguenti configurazioni permettono di scegliere senso di salita, entrata e uscita della scala in base al numero di gradini.

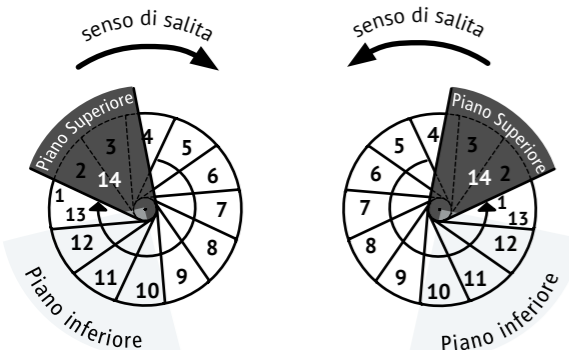
10 GRADINI pianerottolo incluso (10 ALZATE)
Altezza tra i piani: Min. 210 cm - Max. 230 cm



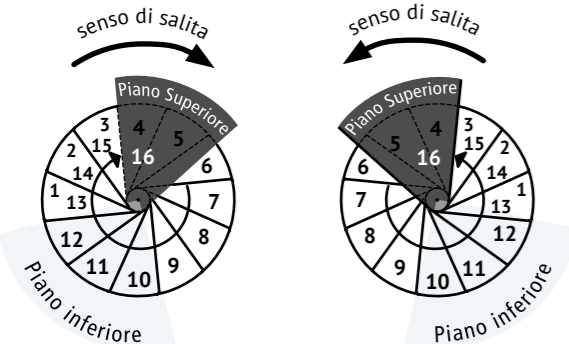
12 GRADINI pianerottolo incluso (12 ALZATE)
Altezza tra i piani: Min. 252 cm - Max. 276 cm



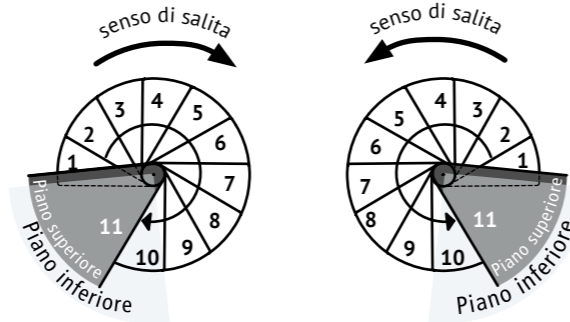
14 GRADINI pianerottolo incluso (14 ALZATE)
Altezza tra i piani: Min. 294 cm - Max. 322 cm



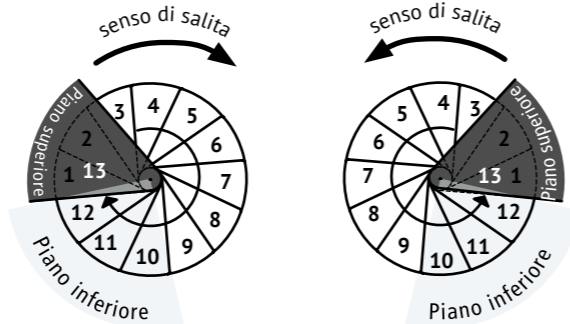
16 GRADINI pianerottolo incluso (16 ALZATE)
Altezza tra i piani: Min. 336 cm - Max. 368 cm



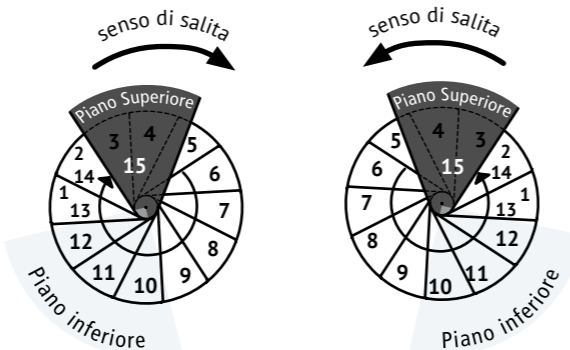
11 GRADINI pianerottolo incluso (11 ALZATE)
Altezza tra i piani: Min. 231 cm - Max. 255 cm



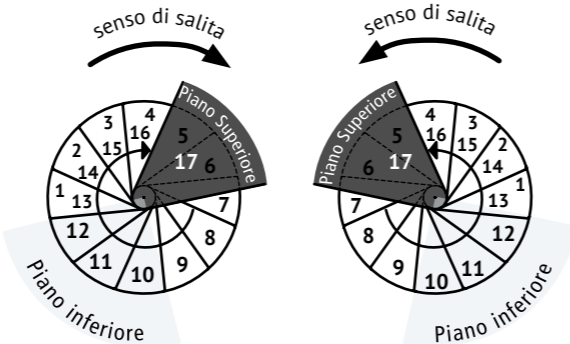
13 GRADINI pianerottolo incluso (13 ALZATE)
Altezza tra i piani: Min. 273 cm - Max. 299 cm



15 GRADINI pianerottolo incluso (15 ALZATE)
Altezza tra i piani: Min. 315 cm - Max. 345 cm



17 GRADINI pianerottolo incluso (17 ALZATE)
Altezza tra i piani: Min. 357 cm - Max. 391 cm

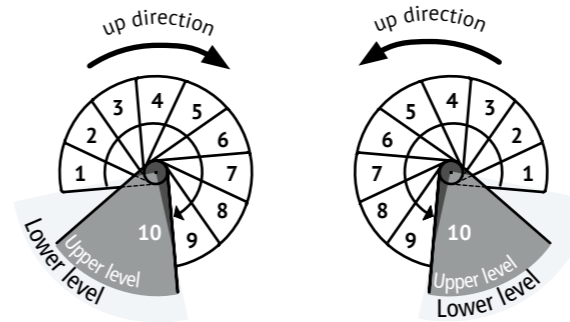


Per raggiungere altezze maggiori aggiungere gradini.

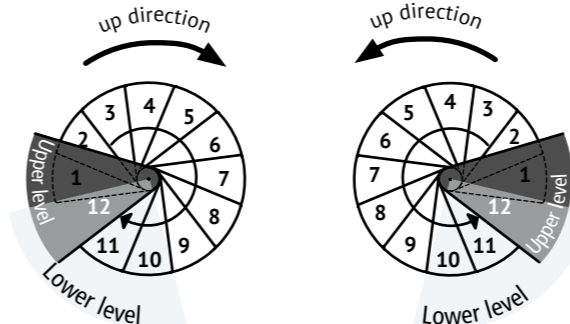
POSSIBLE CONFIGURATIONS

The following configurations allow you to choose the up, entry and exit direction of the staircase depending on the number of steps.

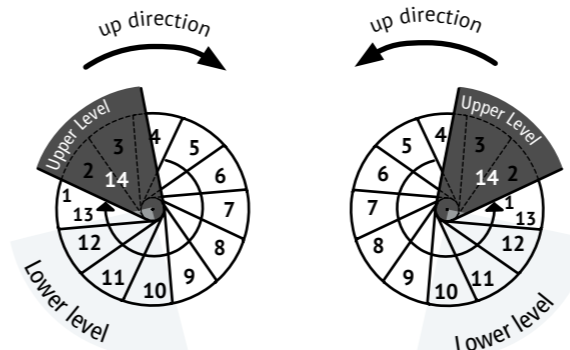
10 STEPS including landing (10 RISERS)
Height between levels: Min. 210 cm - Max. 230 cm



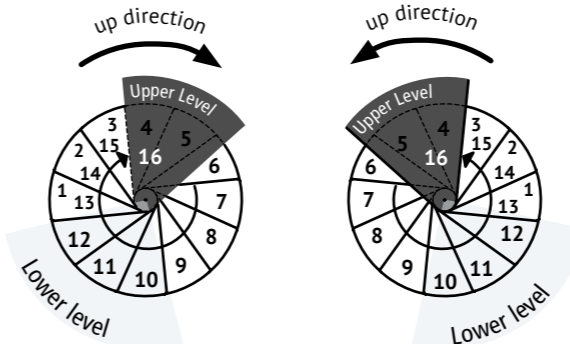
12 STEPS including landing (12 RISERS)
Height between levels: Min. 252 cm - Max. 276 cm



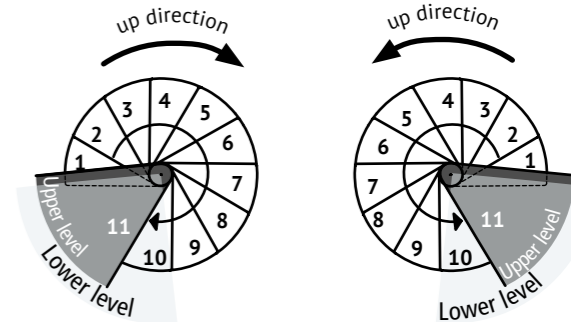
14 STEPS including landing (14 RISERS)
Height between levels: Min. 294 cm - Max. 322 cm



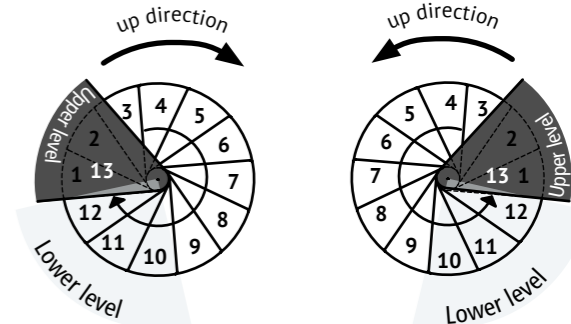
16 STEPS including landing (16 RISERS)
Height between levels: Min. 336 cm - Max. 368 cm



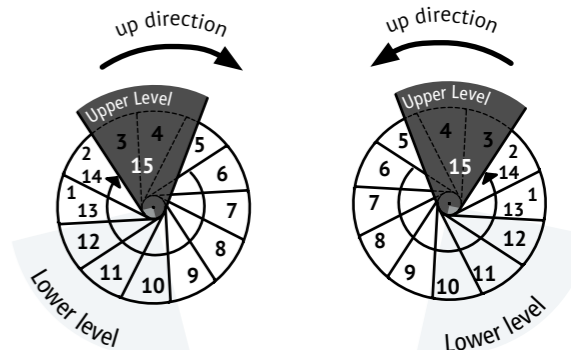
11 STEPS including landing (11 RISERS)
Height between levels: Min. 231 cm - Max. 255 cm



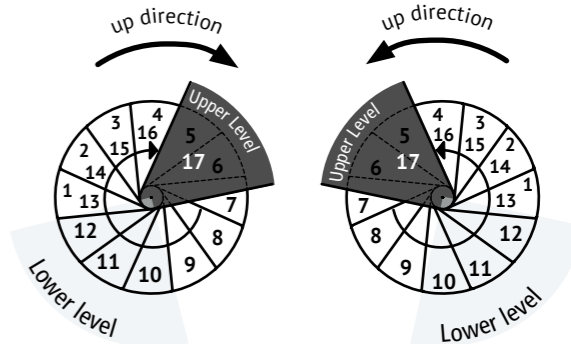
13 STEPS including landing (13 RISERS)
Height between levels: Min. 273 cm - Max. 299 cm



15 STEPS including landing (15 RISERS)
Height between levels: Min. 315 cm - Max. 345 cm



17 STEPS including landing (17 RISERS)
Height between levels: Min. 357 cm - Max. 391 cm



Add steps to achieve greater heights.