

## SCALE A GIORNO OPEN STAIRCASES

### MISURE valide per tutte le configurazioni

Le combinazioni indicate consentono di collegare due piani con numerose soluzioni, adattandosi perfettamente alle esigenze specifiche.

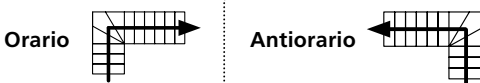
	Numero gradini	Alzata	Pedata	Lunghezza scala	Inclinazione scala	Foro soffitto
Scala più comoda	Più gradini	Più bassa	Più profonda	Più lunga	Meno ripida	Più grande
Scala più compatta	Meno gradini	Più alta	Meno profonda	Più corta	Più ripida	Più piccolo

NUMERI GRADINI	ALTEZZA TRA I PIANI (H)
10 gradini 1 scatola	Min. 204 cm Max. 244 cm (Max. 264 cm)
11 gradini 1 scatola	Min. 223 cm Max. 266 cm (Max. 288 cm)
12 gradini 1 scatola	Min. 241 cm Max. 289 cm (Max. 313 cm)
13 gradini 1 scatola + 1 gradino	Min. 260 cm Max. 311 cm (Max. 337 cm)
14 gradini 1 scatola + 2 gradini	Min. 278 cm Max. 334 cm (Max. 362 cm)
15 gradini 1 scatola + 3 gradini	Min. 297 cm Max. 356 cm (Max. 386 cm)
16 gradini 1 scatola + 4 gradini	Min. 315 cm Max. 379 cm (Max. 411 cm)

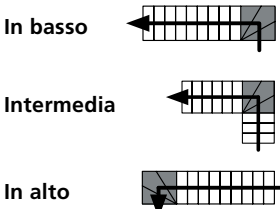
Per raggiungere altezze maggiori aggiungere gradini.

- H = Distanza dal pavimento piano inferiore al pavimento piano superiore (solaio incluso).
- Gradino di arrivo al piano superiore fissato un'alzata sotto il pavimento del piano superiore.
- Foro solaio: larghezza scala + 5 cm.

#### SENSO DI SALITA



#### POSIZIONE GIRO

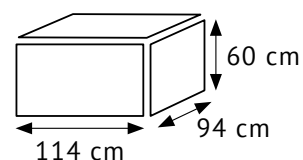


#### ACCESSORI

Gradino aggiuntivo (con struttura e ringhiera)	Ringhiera per gradini (lato esterno)	Balaustra per il piano superiore (100 cm)	Sostegno laterale	Protezione sottogradino	Distanziali extra (per raggiungere un'alzata max di 24,5 cm)	Illuminazione LED tra i gradini

#### IMBALLO

1 scatola



Le misure della scatola potrebbero variare

= 1 scala completa di 12 gradini

Struttura, Gradini, Ringhiera (lato interno), Corrimano, Sostegno a terra

A scelta tra:

- Scala rettilinea: • 12 gradini rettilinei
- Scala con 1 giro: • 9 gradini rettilinei + 3 gradini giro
- Scala con 2 giri: • 6 gradini rettilinei + 6 gradini giro

### DIMENSIONS applicable to all configurations

The combinations shown enable two levels to be connected with multiple solutions, perfectly accommodating a variety of specific needs.

	Number of steps	Riser	Tread	Stair run	Staircase inclination	Ceiling opening
More convenient staircase	More steps	Lower	Deeper	Longer	Less steep	Larger
More compact staircase	Fewer steps	Higher	Shallower	Shorter	Steeper	Smaller

NUMBER OF STEPS	HEIGHT BETWEEN LEVELS (H)
10 steps 1 box	Min. 204 cm Max. 244 cm (Max. 264 cm)
11 steps 1 box	Min. 223 cm Max. 266 cm (Max. 288 cm)
12 steps 1 box	Min. 241 cm Max. 289 cm (Max. 313 cm)
13 steps 1 box + 1 step	Min. 260 cm Max. 311 cm (Max. 337 cm)
14 steps 1 box + 2 steps	Min. 278 cm Max. 334 cm (Max. 362 cm)
15 steps 1 box + 3 steps	Min. 297 cm Max. 356 cm (Max. 386 cm)
16 steps 1 box + 4 steps	Min. 315 cm Max. 379 cm (Max. 411 cm)

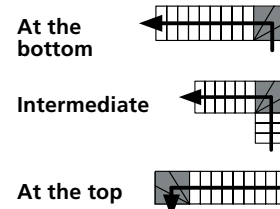
Add steps to achieve greater heights.

- H = Distance from the floor of the lower level to the floor of the upper level (floor included).
- Final step to the upper level secured to a riser underneath the floor of the upper level.
- Floor opening: staircase width + 5 cm.

#### UP DIRECTION



#### TURN POSITION

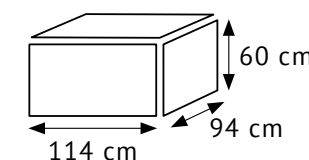


#### ACCESSORIES

Additional step (with structure and banister)	Banister for steps (external side)	Balustrade for the upper level (100 cm)	Side support	Step underside protector	Extra spacers (to achieve a max. riser of 24.5 cm)	LED lighting between steps

#### PACKAGING

1 box



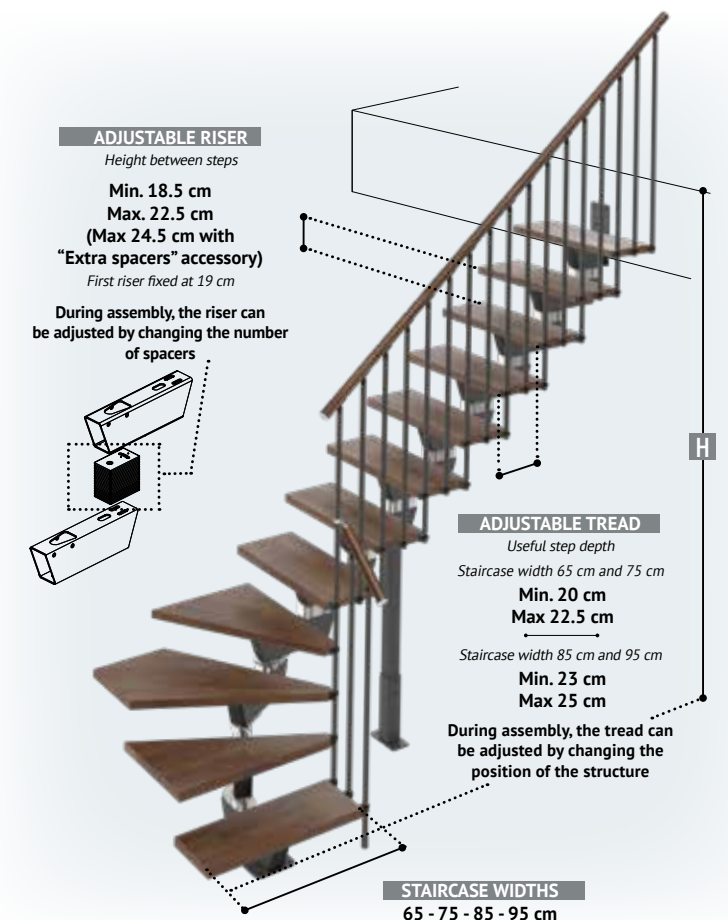
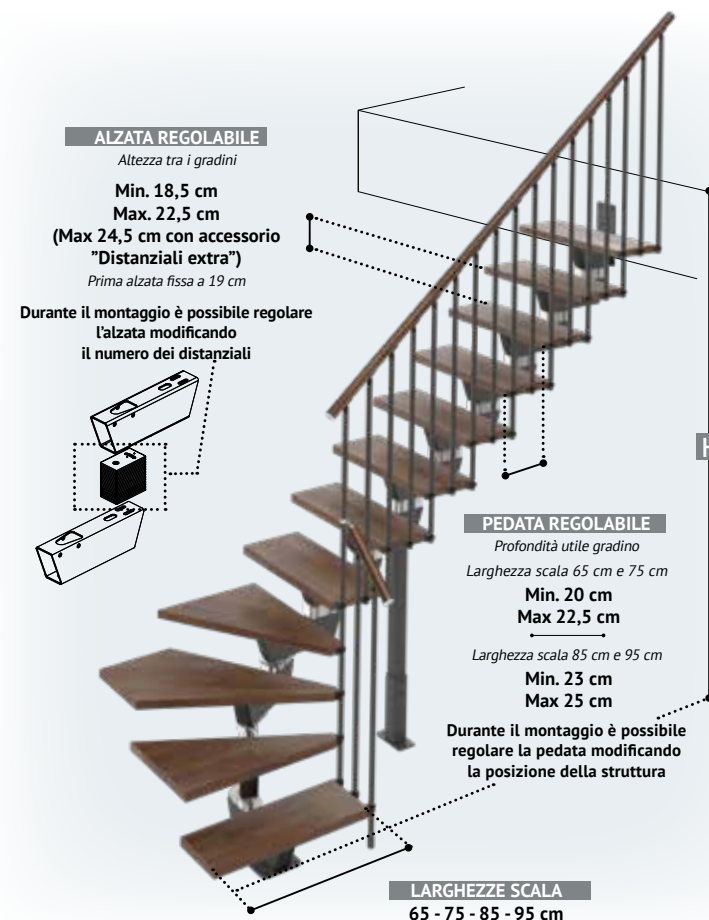
The box dimensions may vary

= 1 staircase complete with 12 steps

Structure, Steps, Banister (internal side), Handrail, Ground support

Choose from:

- Straight staircase: • 12 straight steps
- Staircase with 1 turn: • 9 straight steps + 3 winder steps
- Staircase with 2 turns: • 6 straight steps + 6 winder steps



# CONFIGURAZIONI

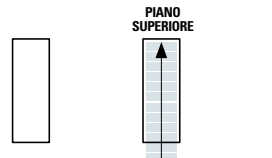
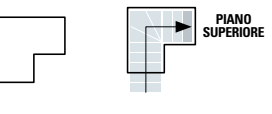

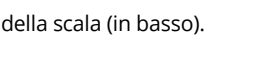

## CONFIGURATIONS

### FORMA E DIMENSIONI MINIME

**Foro esistente:** selezionare tra le possibili configurazioni quella compatibile con il foro solaio esistente sulla base dell'altezza tra i piani (H) da collegare.

**Foro da realizzare:** realizzare il foro solaio sulla base della configurazione della scala scelta (rettilinea, con un giro, con due giri) e in base dell'altezza tra i piani (H) da collegare.

### ALTEZZA TRA I PIANI (H) DIMENSIONI DEL FORO SOLAIO (con spessore solaio di 30 cm)

Min. 240 cm* Max. 260 cm	Il foro solaio deve avere come minimo le dimensioni della scala.	
Min. 260 cm Max. 280 cm	Il foro solaio deve avere come minimo le dimensioni della scala meno 1 gradino in basso.	
Min. 280 cm Max. 305 cm	Il foro solaio deve avere come minimo le dimensioni della scala meno 2 gradini in basso.	
Min. 305 cm Max. 325 cm	Il foro solaio deve avere come minimo le dimensioni della scala meno 3 gradini in basso.	
Superiore 325 cm	Il foro solaio deve avere come minimo le dimensioni della scala meno 4 gradini in basso.	

\* Inferiore a 240 cm: il foro solaio deve avere come minimo le dimensioni della scala più un gradino all'inizio della scala (in basso).

**LARGHEZZA FORO: larghezza scala + 5 cm.**



### CONFIGURAZIONI POSSIBILI

Sulla base delle larghezze disponibili e al numero di gradini, le seguenti configurazioni permettono di scegliere senso di salita, entrata e uscita della scala. Le dimensioni si riferiscono all'ingombro a terra della scala (A, L, C), mentre la lunghezza di ogni rampa sarà dipendente dalla misura della pedata (profondità utile del gradino).

Posizione della struttura (elementi modulari sotto ai gradini):

- scale con larghezza 75, 85 o 95 cm: la struttura è perfettamente posizionata al centro dei gradini.
- scale con larghezza 65 cm: la struttura è 5 cm più vicina al lato esterno.

#### LEGENDA:

-  Gradini regolabili in pedata
-  Gradino di arrivo al piano superiore

### RETTILINEA

10 GRADINI (11 ALZATE)			11 GRADINI (12 ALZATE)			12 GRADINI (13 ALZATE)			13 GRADINI (14 ALZATE)			14 GRADINI (15 ALZATE)		
Altezza tra i piani: Min. 204 cm Max. 244 cm (Max. 264 cm)*			Altezza tra i piani: Min. 223 cm Max. 266 cm (Max. 288 cm)*			Altezza tra i piani: Min. 241 cm Max. 289 cm (Max. 313 cm)*			Altezza tra i piani: Min. 260 cm Max. 311 cm (Max. 337 cm)*			Altezza tra i piani: Min. 278 cm Max. 334 cm (Max. 362 cm)*		
L (cm)	A (cm)		L (cm)	A (cm)		L (cm)	A (cm)		L (cm)	A (cm)		L (cm)	A (cm)	
	Min	Max		Min	Max		Min	Max		Min	Max		Min	Max
65	210	232,5	65	230	255	65	250	277,5	65	270	300	65	290	322,5
75	210	232,5	75	230	255	75	250	277,5	75	270	300	75	290	322,5
85	237	255	85	260	280	85	283	305	85	306	330	85	329	355
95	237	255	95	260	280	95	283	305	95	306	330	95	329	355

\* Altezza massima tra i piani raggiungibile con accessorio "Distanziali Extra"

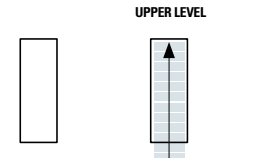
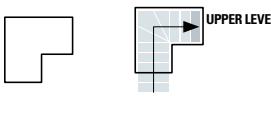

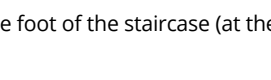

Per raggiungere altezze maggiori aggiungere gradini.

### SHAPE AND MINIMUM DIMENSIONS

**Existing opening:** select among the possible configurations the one which is compatible with the existing opening according to the height between the levels (H) to be connected.

**Opening to be made:** make the opening in the floor according to the configuration of your chosen staircase (straight, with one turn or with two turns) and according to the height between the levels (H) to be connected.

### HEIGHT BETWEEN LEVELS (H) DIMENSIONS OF THE FLOOR OPENING (with floor thickness of 30 cm)

Min. 240 cm* Max. 260 cm	The floor opening must have at least the dimensions of the staircase.	
Min. 260 cm Max. 280 cm	The floor opening must have at least the dimensions of the staircase minus 1 step at the bottom.	
Min. 280 cm Max. 305 cm	The floor opening must have at least the dimensions of the staircase minus 2 steps at the bottom.	
Min. 305 cm Max. 325 cm	The floor opening must have at least the dimensions of the staircase minus 3 steps at the bottom.	
Above 325 cm	The floor opening must have at least the dimensions of the staircase minus 4 steps at the bottom.	

\* Less than 240 cm: the floor opening must have at least the dimensions of the staircase plus one step at the foot of the staircase (at the bottom).

**OPENING WIDTH: staircase width + 5 cm.**



### POSSIBLE CONFIGURATIONS

Based on the widths available and on the number of steps, the following configurations allow you to choose the up, entry and exit direction of the staircase. The dimensions refer to the floor footprint of the staircase (A, L, C), whereas the length of each ramp will depend on the size of the tread (useful depth of the step).

Position of the structure (modular elements underneath the steps):

- staircases with a width of 75, 85 or 95 cm: the structure is perfectly positioned in the centre of the steps.
- staircases with a width of 65 cm: the structure is 5 cm closer to the external side.

#### KEY:

-  Steps with adjustable tread
-  Final step to the upper level

### STRAIGHT

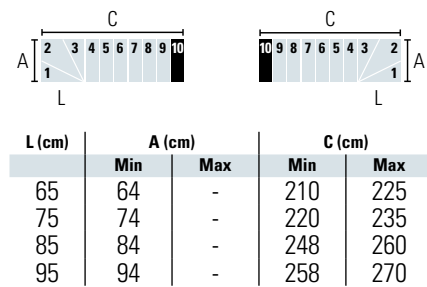
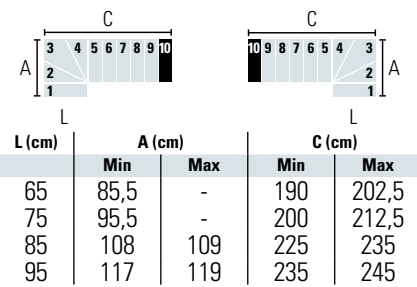
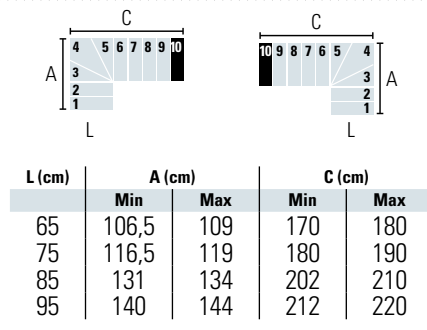
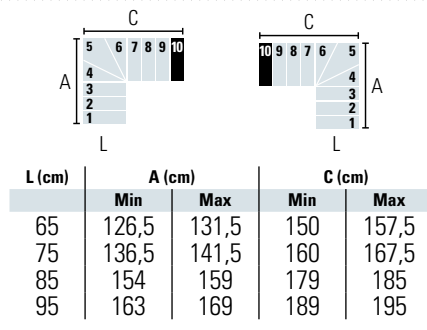
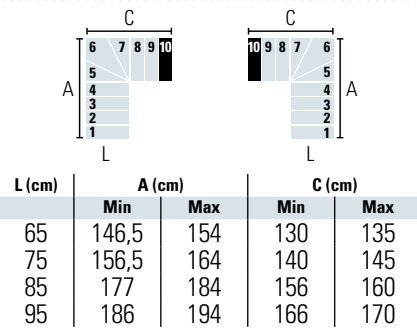
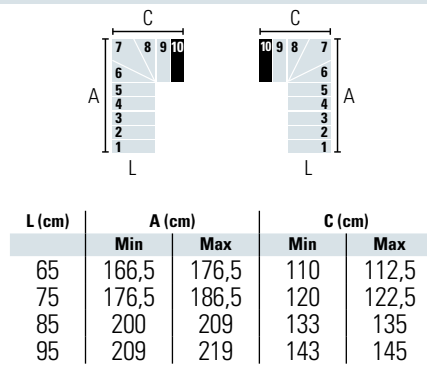
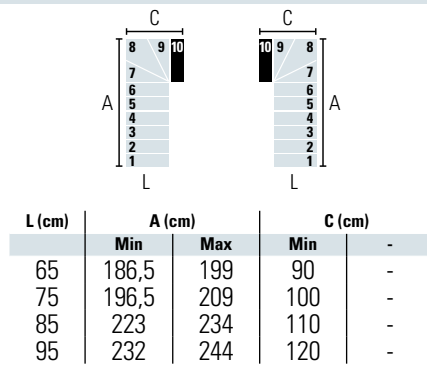
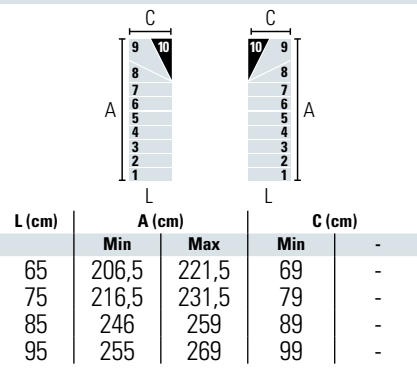
10 STEPS (11 RISERS)			11 STEPS (12 RISERS)			12 STEPS (13 RISERS)			13 STEPS (14 RISERS)			14 STEPS (15 RISERS)		
Height between levels: Min. 204 cm Max. 244 cm (Max. 264 cm)*			Height between levels: Min. 223 cm Max. 266 cm (Max. 288 cm)*			Height between levels: Min. 241 cm Max. 289 cm (Max. 313 cm)*			Height between levels: Min. 260 cm Max. 311 cm (Max. 337 cm)*			Height between levels: Min. 278 cm Max. 334 cm (Max. 362 cm)*		
L (cm)	A (cm)		L (cm)	A (cm)		L (cm)	A (cm)		L (cm)	A (cm)		L (cm)	A (cm)	
	Min	Max		Min	Max		Min	Max		Min	Max		Min	Max
65	210	232,5	65	230	255	65	250	277,5	65	270	300	65	290	322,5
75	210	232,5	75	230	255	75	250	277,5	75	270	300	75	290	322,5
85	237	255	85	260	280	85	283	305	85	306	330	85	329	355
95	237	255	95	260	280	95	283	305	95	306	330	95	329	355

\* Maximum height between levels achievable with the "Extra Spacers" accessory

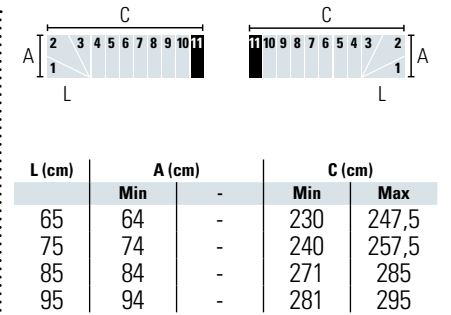
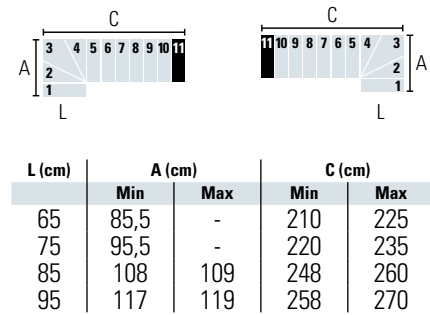
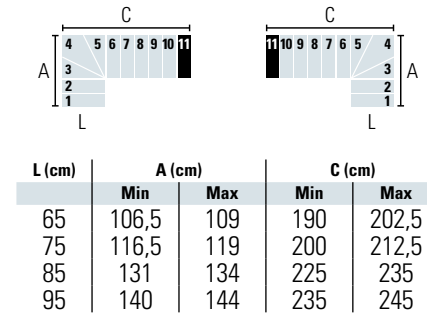
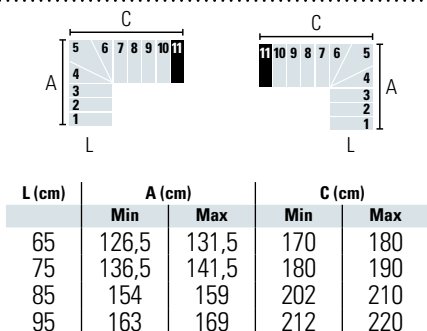
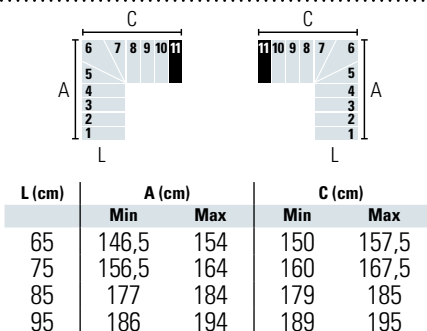
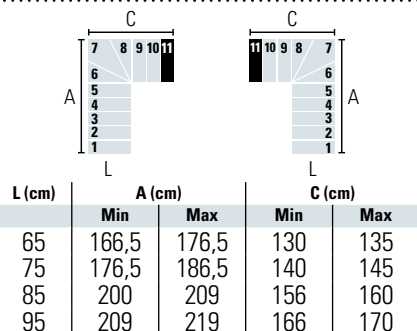
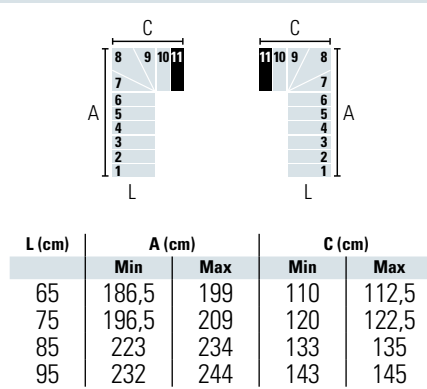
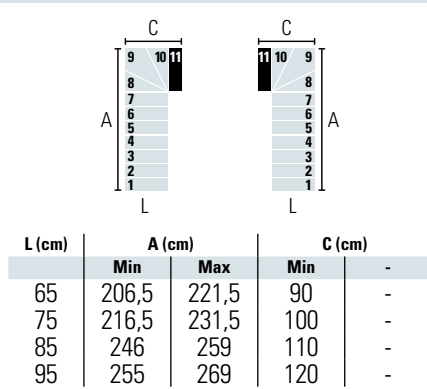
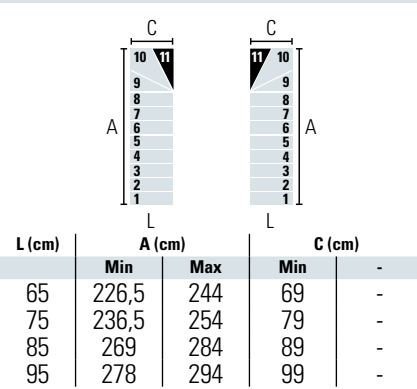
Add steps to achieve greater heights.

## CON 1 GIRO | WITH 1 TURN

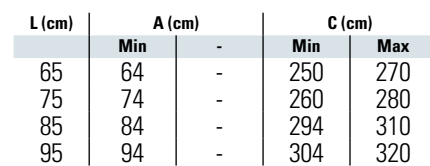
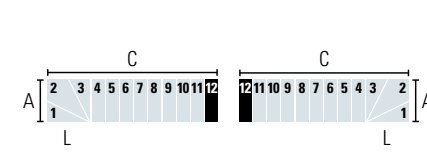
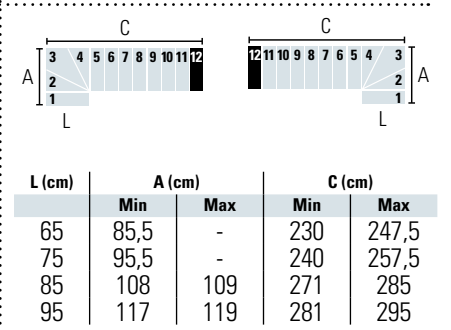
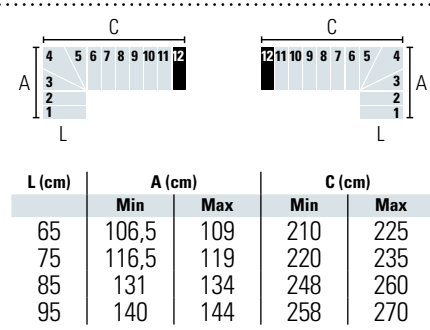
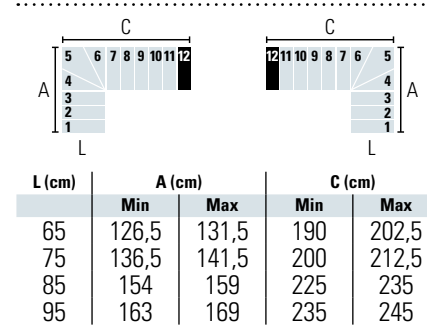
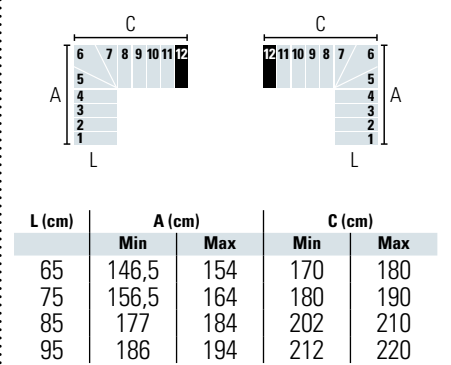
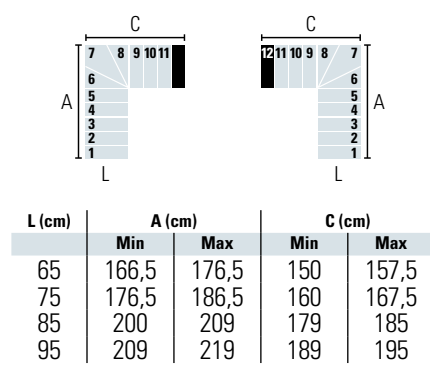
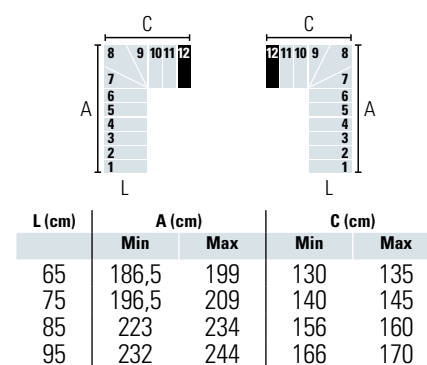
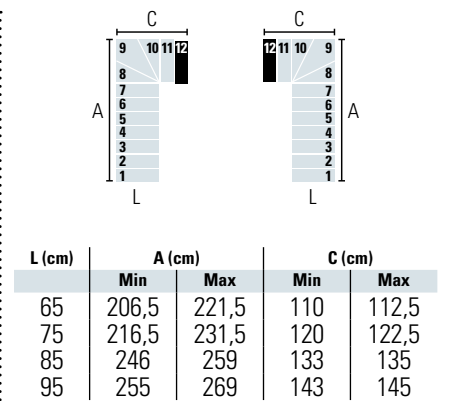
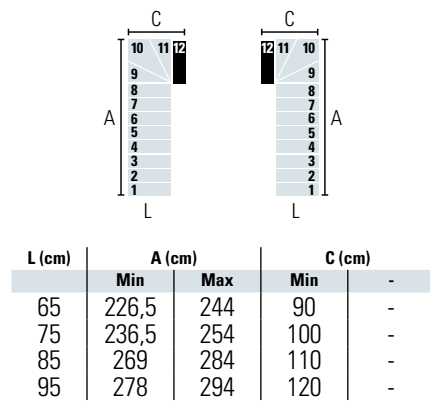
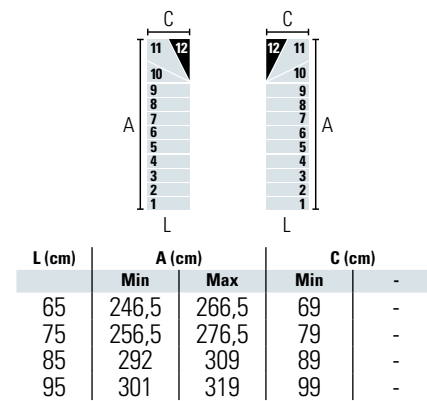
**10 GRADINI (11 ALZATE)** • Altezza tra i piani: Min. 204 cm - Max. 244 cm (Max. 264 cm con accessorio "Distanziali Extra")  
**10 STEPS (11 RISERS)** • Height between levels: Min. 204 cm - Max. 244 cm (Max. 264 cm with "Extra Spacers" accessory)



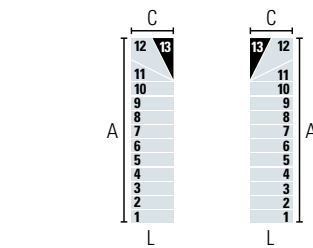
**11 GRADINI (12 ALZATE)** • Altezza tra i piani: Min. 223 cm - Max. 266 cm (Max. 288 cm con accessorio "Distanziali Extra")  
**11 STEPS (12 RISERS)** • Height between levels: Min. 223 cm - Max. 266 cm (Max. 288 cm with "Extra Spacers" accessory)



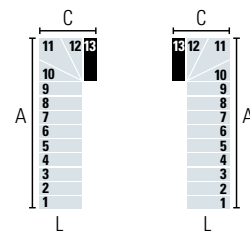
**12 GRADINI (13 ALZATE)** • Altezza tra i piani: Min. 241 cm - Max. 289 cm (Max. 313 cm con accessorio "Distanziali Extra")  
**12 STEPS (13 RISERS)** • Height between levels: Min. 241 cm - Max. 289 cm (Max. 313 cm with "Extra Spacers" accessory)



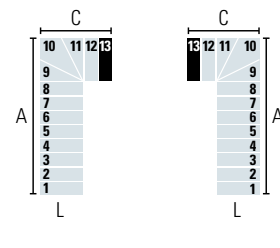
**13 GRADINI (14 ALZATE) •** Altezza tra i piani: Min. 260 cm - Max. 311 cm (Max. 337 cm con accessorio "Distanziali Extra")  
**13 STEPS (14 RISERS) •** Height between levels: Min. 260 cm - Max. 311 cm (Max. 337 cm with "Extra Spacers" accessory)



L (cm)	A (cm)		C (cm)	
	Min	Max	Min	Max
65	266,5	289	69	-
75	276,5	299	79	-
85	315	334	89	-
95	324	344	99	-

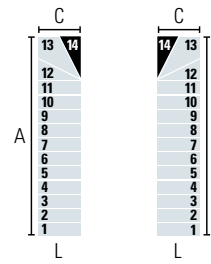


L (cm)	A (cm)		C (cm)	
	Min	Max	Min	Max
65	246,5	266,5	90	-
75	256,5	276,5	100	-
85	292	309	110	-
95	301	319	120	-

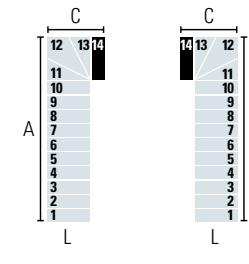


L (cm)	A (cm)		C (cm)	
	Min	Max	Min	Max
65	226,5	244	110	112,5
75	236,5	254	120	122,5
85	269	284	133	135
95	278	294	143	145

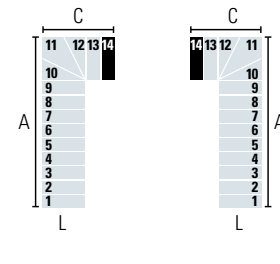
**14 GRADINI (14 ALZATE) •** Altezza tra i piani: Min. 278 cm - Max. 334 cm (Max. 362 cm con accessorio "Distanziali Extra")  
**14 STEPS (14 RISERS) •** Height between levels: Min. 278 cm - Max. 334 cm (Max. 362 cm with "Extra Spacers" accessory)



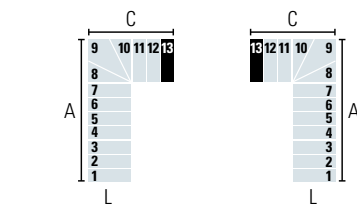
L (cm)	A (cm)		C (cm)	
	Min	Max	Min	Max
65	286,6	311,5	69	-
75	296,5	321,5	79	-
85	348	359	89	-
95	347	369	99	-



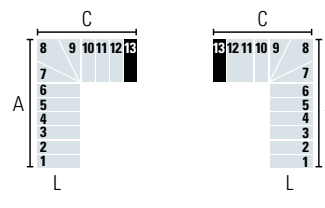
L (cm)	A (cm)		C (cm)	
	Min	Max	Min	Max
65	266,5	289	90	-
75	276,5	299	100	-
85	315	334	110	-
95	324	344	120	-



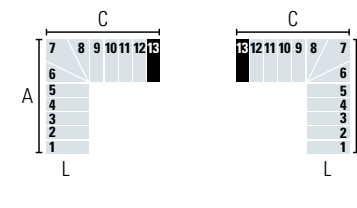
L (cm)	A (cm)		C (cm)	
	Min	Max	Min	Max
65	146,5	266,5	110	112,5
75	256,5	276,5	120	122,5
85	292	309	133	135
95	301	319	143	145



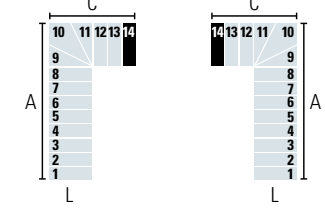
L (cm)	A (cm)		C (cm)	
	Min	Max	Min	Max
65	206,5	221,5	130	135
75	216,5	231,5	140	145
85	246	259	156	160
95	255	269	166	170



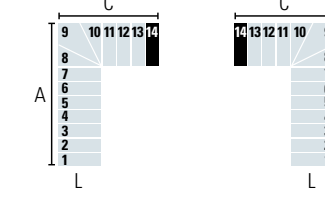
L (cm)	A (cm)		C (cm)	
	Min	Max	Min	Max
65	186,5	199	150	157,5
75	196,5	209	160	167,5
85	223	234	179	185
95	232	244	189	195



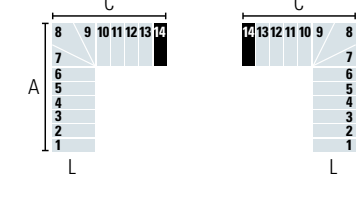
L (cm)	A (cm)		C (cm)	
	Min	Max	Min	Max
65	166,5	176,5	170	180
75	176,5	186,5	180	190
85	200	209	202	210
95	209	219	212	220



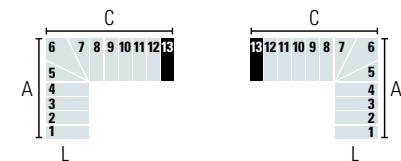
L (cm)	A (cm)		C (cm)	
	Min	Max	Min	Max
65	226,5	244	130	135
75	236,5	254	140	145
85	269	284	156	160
95	278	294	166	170



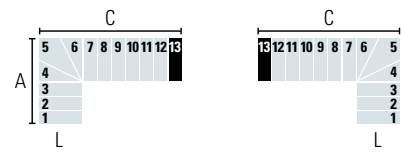
L (cm)	A (cm)		C (cm)	
	Min	Max	Min	Max
65	206,5	221,5	150	157,5
75	216,5	231,5	160	167,5
85	246	259	179	185
95	255	269	189	195



L (cm)	A (cm)		C (cm)	
	Min	Max	Min	Max
65	186,5	199	170	180
75	196,5	209	180	190
85	223	234	202	210
95	232	244	212	220



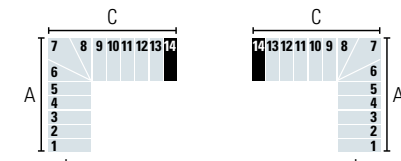
L (cm)	A (cm)		C (cm)	
	Min	Max	Min	Max
65	146,5	154	190	202,5
75	156,5	164	200	212,5
85	177	184	225	235
95	186	194	235	245



L (cm)	A (cm)		C (cm)	
	Min	Max	Min	Max
65	126,5	131,5	210	225
75	136,5	141,5	220	235
85	154	159	248	260
95	163	169	258	270



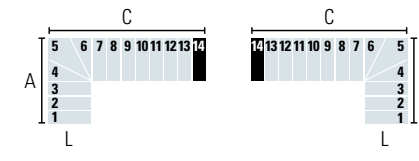
L (cm)	A (cm)		C (cm)	
	Min	Max	Min	Max
65	106,5	109	230	247,5
75	116,5	119	240	257,5
85	131	134	271	285
95	140	144	281	295



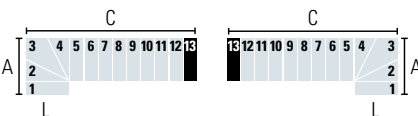
L (cm)	A (cm)		C (cm)	
	Min	Max	Min	Max
65	166,5	176,5	190	202,5
75	176,5	186,5	200	212,5
85	200	209	225	235
95	209	219	235	245



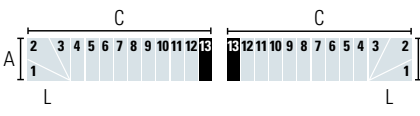
L (cm)	A (cm)		C (cm)	
	Min	Max	Min	Max
65	146,5	154	210	225
75	156,5	164	220	235
85	177	184	248	260
95	186	194	258	270



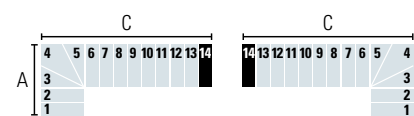
L (cm)	A (cm)		C (cm)	
	Min	Max	Min	Max
65	126,5	131,5	230	247,5
75	136,5	141,5	240	257,5
85	154	159	271	285
95	163	169	281	295



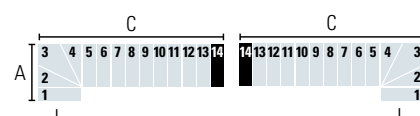
L (cm)	A (cm)		C (cm)	
	Min	Max	Min	Max
65	85,5	-	250	270
75	95,5	-	260	280
85	108	109	294	310
95	117	119	304	320



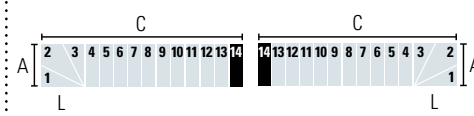
L (cm)	A (cm)		C (cm)	
	Min	Max	Min	Max
65	64	-	270	292,5
75	74	-	280	302,5
85	84	-	317	335
95	94	-	327	345



L (cm)	A (cm)		C (cm)	
	Min	Max	Min	Max
65	106,5	109	250	270
75	116,5	119	260	280
85	131	134	294	310
95	140	144	304	320



L (cm)	A (cm)		C (cm)	
	Min	Max	Min	Max
65	85,5	-	270	292,5
75	95,5	-	280	302,5
85	108	109	317	335
95	117	119	327	345



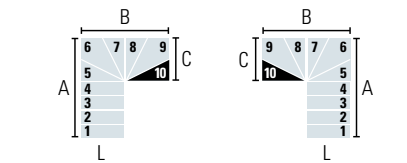
L (cm)	A (cm)		C (cm)	
	Min	Max	Min	Max
65	64	-	290	315
75	74	-	300	325
85	84	-	340	360
95	94	-	350	370

Per raggiungere altezze maggiori aggiungere gradini.  
 Add steps to achieve greater heights.

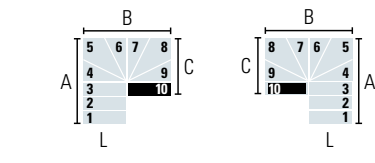


## CON 2 GIRI | WITH 2 TURNS

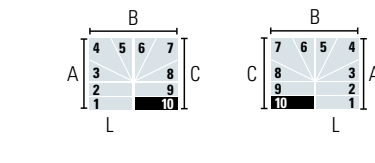
**10 GRADINI (11 ALZATE)** • Altezza tra i piani: Min. 204 cm - Max. 244 cm (Max. 264 cm con accessorio "Distanziali Extra")  
**10 STEPS (11 RISERS)** • Height between levels: Min. 204 cm - Max. 244 cm (Max. 264 cm with "Extra Spacers" accessory)



L (cm)	A (cm)		B (cm)		C (cm)	
	Min	Max	Min	Max	Min	Max
65	146,5	154	124	-	69	-
75	156,5	164	144	-	79	-
85	177	184	164	-	89	-
95	186	194	184	-	99	-

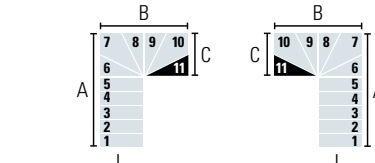


L (cm)	A (cm)		B (cm)		C (cm)	
	Min	Max	Min	Max	Min	Max
65	126,5	131,5	124	-	90	-
75	136,5	141,5	144	-	100	-
85	154	159	164	-	110	-
95	163	169	184	-	120	-

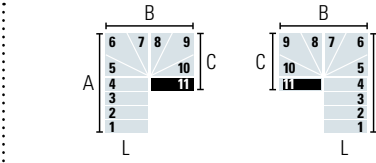


L (cm)	A (cm)		B (cm)		C (cm)	
	Min	Max	Min	Max	Min	Max
65	106,5	109	124	-	110	112,5
75	116,5	119	144	-	120	122,5
85	131	134	164	-	133	135
95	140	144	184	-	143	145

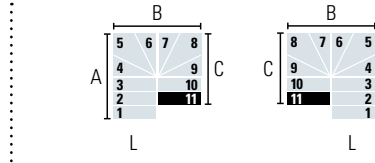
**11 GRADINI (12 ALZATE)** • Altezza tra i piani: Min. 223 cm - Max. 266 cm (Max. 288 cm con accessorio "Distanziali Extra")  
**11 STEPS (12 RISERS)** • Height between levels: Min. 223 cm - Max. 266 cm (Max. 288 cm with "Extra Spacers" accessory)



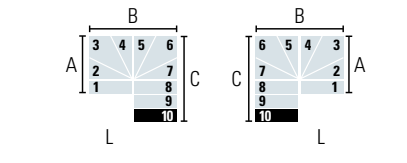
L (cm)	A (cm)		B (cm)		C (cm)	
	Min	Max	Min	Max	Min	Max
65	166,5	176,5	124	-	69	-
75	176,5	186,5	144	-	79	-
85	200	209	164	-	89	-
95	209	219	184	-	99	-



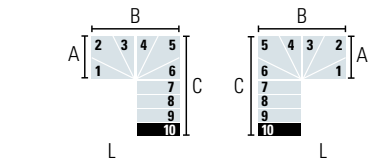
L (cm)	A (cm)		B (cm)		C (cm)	
	Min	Max	Min	Max	Min	Max
65	146,5	154	124	-	90	-
75	156,5	164	144	-	100	-
85	177	184	164	-	110	-
95	188	194	184	-	120	-



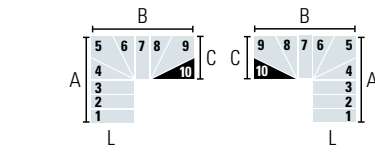
L (cm)	A (cm)		B (cm)		C (cm)	
	Min	Max	Min	Max	Min	Max
65	126,5	131,5	124	-	110	112,5
75	136,5	141,5	144	-	120	122,5
85	154	159	164	-	133	135
95	163	169	184	-	143	145



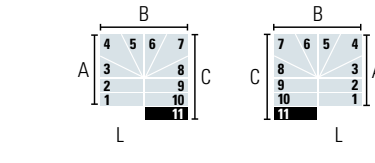
L (cm)	A (cm)		B (cm)		C (cm)	
	Min	Max	Min	Max	Min	Max
65	85,5	-	124	-	130	135
75	95,5	-	144	-	140	145
85	108	109	164	-	156	160
95	117	119	184	-	166	170



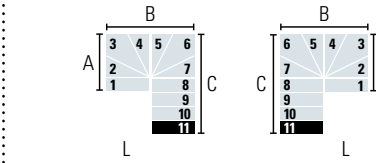
L (cm)	A (cm)		B (cm)		C (cm)	
	Min	Max	Min	Max	Min	Max
65	64	-	124	-	150	157,5
75	74	-	144	-	160	167,5
85	84	-	164	-	179	185
95	94	-	184	-	189	195



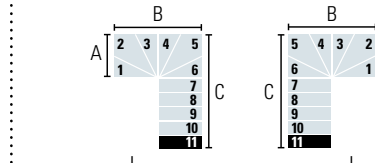
L (cm)	A (cm)		B (cm)		C (cm)	
	Min	Max	Min	Max	Min	Max
65	126,5	131,5	146,5	-	69	-
75	136,5	141,5	166,5	-	79	-
85	154	159	188	189	89	-
95	163	169	207	209	99	-



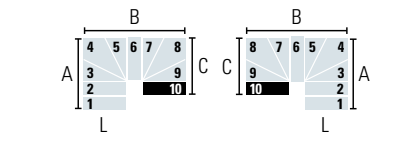
L (cm)	A (cm)		B (cm)		C (cm)	
	Min	Max	Min	Max	Min	Max
65	106,5	109	124	-	130	135
75	116,5	119	144	-	140	145
85	131	134	164	-	156	160
95	140	144	184	-	166	170



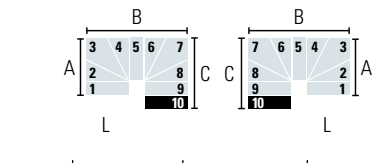
L (cm)	A (cm)		B (cm)		C (cm)	
	Min	Max	Min	Max	Min	Max
65	85,5	-	124	-	150	157,5
75	95,5	-	144	-	160	167,5
85	108	109	164	-	179	185
95	117	119	184	-	189	195



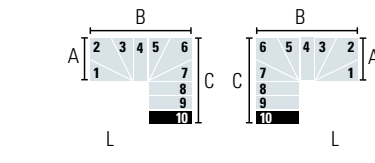
L (cm)	A (cm)		B (cm)		C (cm)	
	Min	Max	Min	Max	Min	Max
65	64	-	124	-	170	180
75	74	-	144	-	180	190
85	84	-	164	-	202	210
95	94	-	184	-	212	220



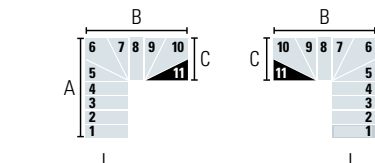
L (cm)	A (cm)		B (cm)		C (cm)	
	Min	Max	Min	Max	Min	Max
65	106,5	109	146,5	-	90	-
75	116,5	119	166,5	-	100	-
85	131	134	188	189	110	-
95	140	144	207	209	120	-



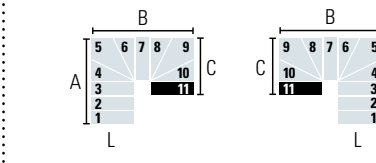
L (cm)	A (cm)		B (cm)		C (cm)	
	Min	Max	Min	Max	Min	Max
65	85,5	-	146,5	-	110	112,5
75	95,5	-	166,5	-	120	122,5
85	108	109	188	189	133	135
95	117	119	207	209	143	145



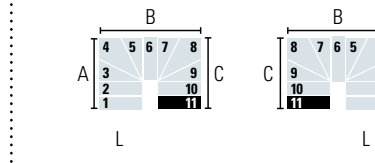
L (cm)	A (cm)		B (cm)		C (cm)	
	Min	Max	Min	Max	Min	Max
65	64	-	146,5	-	130	135
75	74	-	166,5	-	140	145
85	84	-	188	189	156	160
95	94	-	207	209	166	170



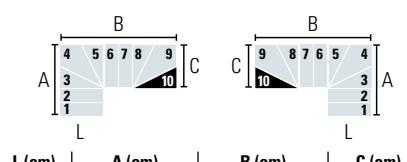
L (cm)	A (cm)		B (cm)		C (cm)	
	Min	Max	Min	Max	Min	Max
65	146,5	154	146,5	-	69	-
75	156,5	164	166,5	-	79	-
85	177	184	188	189	89	-
95	186	194	207	209	99	-



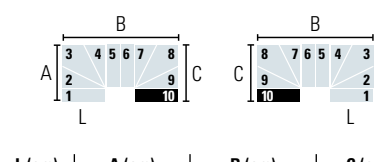
L (cm)	A (cm)		B (cm)		C (cm)	
	Min	Max	Min	Max	Min	Max
65	126,5	131,5	146,5	-	90	-
75	136,5	141,5	166,5	-	100	-
85	154	159	188	189	110	-
95	163	169	207	209	120	-



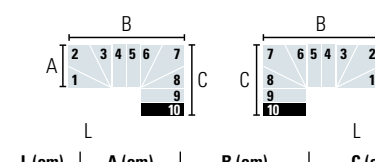
L (cm)	A (cm)		B (cm)		C (cm)	
	Min	Max	Min	Max	Min	Max
65	106,5	109	146,5	-	110	112,5
75	116,5	119	166,5	-	120	122,5
85	131	134	188	189	133	135
95	140	144	207	209	143	145



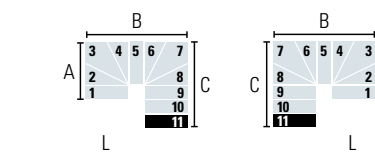
L (cm)	A (cm)		B (cm)		C (cm)	
	Min	Max	Min	Max	Min	Max
65	106,5	109	166,5	169	69	-
75	116,5	119	186,5	189	79	-
85	131	134	211	214	89	-
95	140	144	230	234	99	-



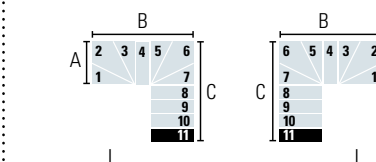
L (cm)	A (cm)		B (cm)		C (cm)	
	Min	Max	Min	Max	Min	Max
65	85,5	-	166,5	169	90	-
75	95,5	-	186,5	189	100	-
85	108	109	211	214	110	-
95	117	119	230	234	120	-



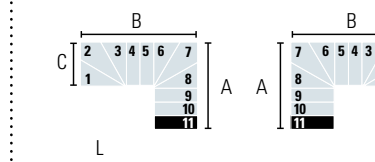
L (cm)	A (cm)		B (cm)		C (cm)	
	Min	Max	Min	Max	Min	Max
65	64	-	166,5	169	110	112,5
75	74	-	186,5	189	120	122,5
85	84	-	211	214	133	135
95	94	-	230	234	143	145



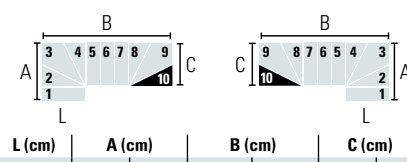
L (cm)	A (cm)		B (cm)		C (cm)	
	Min	Max	Min	Max	Min	Max
65	85,5	-	146,5	-	130	135
75	95,5	-	166,5	-	140	145
85	108	109	188	189	156	160
95	117	119	207	209	166	170



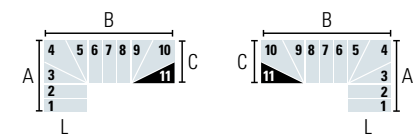
L (cm)	A (cm)		B (cm)		C (cm)	
	Min	Max	Min	Max	Min	Max
65	64	-	146,5	-	150	157,5
75	74	-	166,5	-	160	167,5
85	84	-	188	189	179	185
95	94	-	207	209	189	195



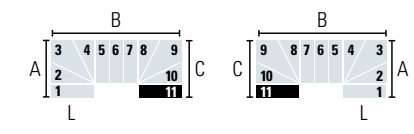
L (cm)	A (cm)		B (cm)		C (cm)	
	Min	Max	Min	Max	Min	Max
65	126,5	131,5	166,5	169	69	-
75	136,5	141,5	186,5	189	79	-
85	154	159	211	214	89	-
95	163	169	230	234	99	-



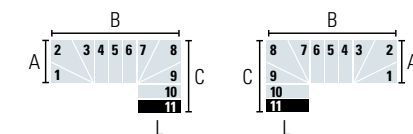
L (cm)	A (cm)		B (cm)		C (cm)	
	Min	Max	Min	Max	Min	Max
65	85,5	-	186,5	191,5	69	-
75	95,5	-	206,5	211,5	79	-
85	108	109	234	239	89	-



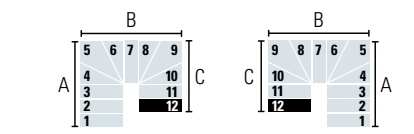
L (cm)	A (cm)		B (cm)		C (cm)	
	Min	Max	Min	Max	Min	Max
65	106,5	109	186,5	191,5	69	-
75	116,5	119	206,5	211,5	79	-
85	131	134	234	239	89	-
95	140	144	253	259	99	-



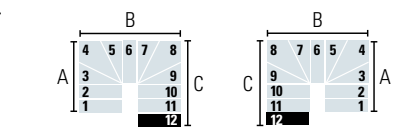
L (cm)	A (cm)		B (cm)		C (cm)	
	Min	Max	Min	Max	Min	Max
65	85,5	-	186,5	191,5	90	-
75	95,5	-	206,5	211,5	100	-
85	108	109	234	239	110	-
95	117	119	253	259	120	-



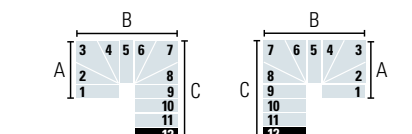
L (cm)	A (cm)		B (cm)		C (cm)	
	Min	Max	Min	Max	Min	Max
65	64	-	186,5	191,5	110	112,5
75	74	-	206,5	211,5	120	122,5
85	84	-	234	239	133	135
95	94	-	253	259	143	145



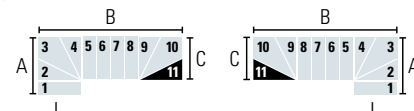
L (cm)	A (cm)		B (cm)		C (cm)	
	Min	Max	Min	Max	Min	Max
65	126,5	131,5	146,5	-	110	112,5
75	136,5	141,5	166,5	-	120	122,5
85	154	159	188	189	133	135
95	163	169	207	209	143	145



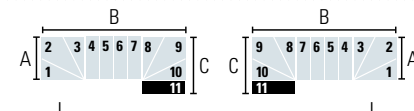
L (cm)	A (cm)		B (cm)		C (cm)	
	Min	Max	Min	Max	Min	Max
65	106,5	109	146,5	-	130	135
75	116,5	119	166,5	-	140	145
85	131	134	188	189	156	160
95	140	144	207	209	166	170



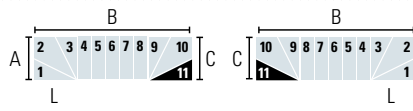
L (cm)	A (cm)		B (cm)		C (cm)	
	Min	Max	Min	Max	Min	Max
65	85,5	-	146,5	-	150	157,5
75	95,5	-	166,5	-	160	167,5
85	108	109	188	189	179	185
95	117	119	207	209	189	195



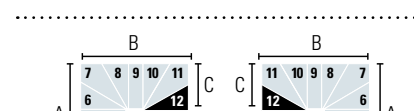
L (cm)	A (cm)		B (cm)		C (cm)	
	Min	Max	Min	Max	Min	Max
65	85,5	-	206,5	214	69	-
75	95,5	-	226,5	234	79	-
85	108	109	257	264	89	-
95	117	119	276	284	99	-



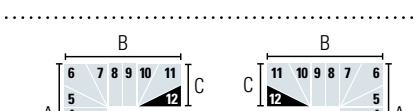
L (cm)	A (cm)		B (cm)		C (cm)	
	Min	Max	Min	Max	Min	Max
65	64	-	206,5	214	90	-
75	74	-	226,5	234	100	-
85	84	-	257	264	110	-
95	94	-	276	284	120	-



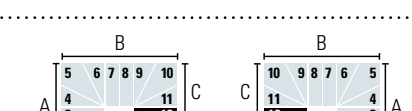
L (cm)	A (cm)		B (cm)		C (cm)	
	Min	Max	Min	Max	Min	Max
65	64	-	226,5	236,5	69	-
75	74	-	246,5	256,5	79	-
85	84	-	280	289	89	-
95	94	-	299	309	99	-



L (cm)	A (cm)		B (cm)		C (cm)	
	Min	Max	Min	Max	Min	Max
65	64	-	146,5	-	170	180
75	74	-	166,5	-	180	190
85	84	-	188	189	202	210
95	94	-	207	209	212	220

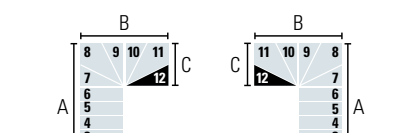


L (cm)	A (cm)		B (cm)		C (cm)	
	Min	Max	Min	Max	Min	Max
65	146,5	154	166,5	169	69	-
75	156,5	164	186,5	189	79	-
85	177	184	211	214	89	-
95	186	194	230	234	99	-

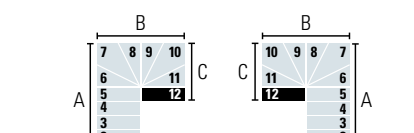


L (cm)	A (cm)		B (cm)		C (cm)	
	Min	Max	Min	Max	Min	Max
65	126,5	131,5	166,5	169	90	-
75	136,5	141,5	186,5	189	100	-
85	154	159	211	214	110	-
95	163	169	230	234	120	-

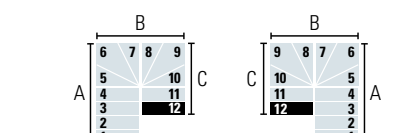
**12 GRADINI (13 ALZATE) • Altezza tra i piani: Min. 241 cm - Max. 289 cm (Max. 313 cm con accessorio "Distanziali Extra")**  
**12 STEPS (13 RISERS) • Height between levels: Min. 241 cm - Max. 289 cm (Max. 313 with "Extra Spacers" accessory)**



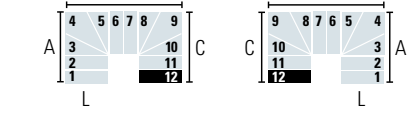
L (cm)	A (cm)		B (cm)		C (cm)	
	Min	Max	Min	Max	Min	Max
65	186,5	199	124	-	69	-
75	196,5	209	144	-	79	-
85	223	234	164	-	89	-
95	232	244	184	-	99	-



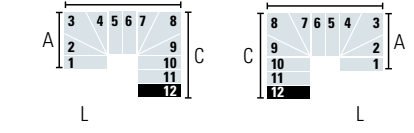
L (cm)	A (cm)		B (cm)		C (cm)	
	Min	Max	Min	Max	Min	Max
65	166,5	176,5	124	-	90	-
75	176,5	186,5	144	-	100	-
85	200	209	164	-	110	-
95	209	219	184	-	120	-



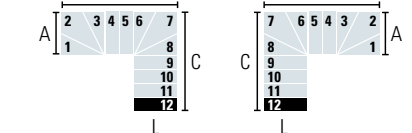
L (cm)	A (cm)		B (cm)		C (cm)	
	Min	Max	Min	Max	Min	Max
65	146,5	154	124	-	110	112,5
75	156,5	164	144	-	120	122,5
85	177	184	164	-	133	135
95	186	194	184	-	143	145



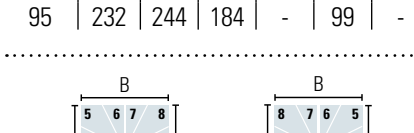
L (cm)	A (cm)		B (cm)		C (cm)	
	Min	Max	Min	Max	Min	Max
65	106,5	109	166,5	169	110	112,5
75	116,5	119	186,5	189	120	122,5
85	131	134	211	214	133	135
95	140	144	230	234	143	145



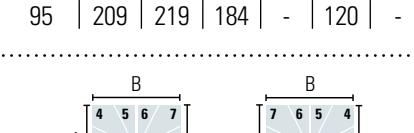
L (cm)	A (cm)		B (cm)		C (cm)	
	Min	Max	Min	Max	Min	Max
65	85,5	-	166,5	169	130	135
75	95,5	-	186,5	189	140	145
85	108	109	211	214	156	160
95	117	119	230	234	166	170



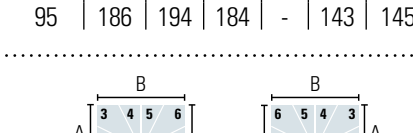
L (cm)	A (cm)		B (cm)		C (cm)	
	Min	Max	Min	Max	Min	Max
65	64	-	166,5	169	150	157,5
75	74	-	186,5	189	160	167,5
85	84	-	211	214	179	185
95	94	-	230	234	189	195



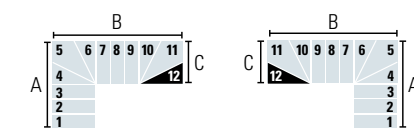
L (cm)	A (cm)		B (cm)		C (cm)	
	Min	Max	Min	Max	Min	Max
65	126,5	131,5	124	-	130	135
75	136,5	141,5	144	-	140	145
85	154	159	164	-	156	160
95	163	169	184	-	166	170



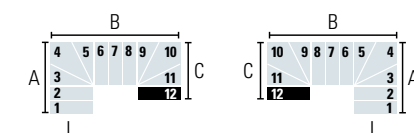
L (cm)	A (cm)		B (cm)		C (cm)	
	Min	Max	Min	Max	Min	Max
65	106,5	109	124	-	150	157,5
75	116,5	119	144	-	160	167,5
85	131	134	164	-	179	185
95	140	144	184	-	189	195



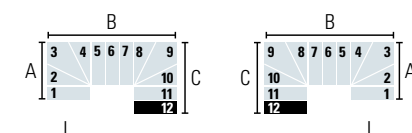
L (cm)	A (cm)		B (cm)		C (cm)	
	Min	Max	Min	Max	Min	Max
65	85,5	-	124	-	170	180
75	95,5	-	144	-	180	190
85	108	109	164	-	202	210
95	117	119	184	-	212	220



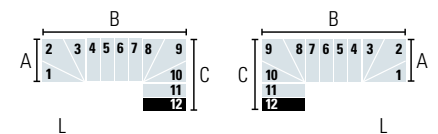
L (cm)	A (cm)		B (cm)		C (cm)	
	Min	Max	Min	Max	Min	Max
65	126,5	131,5	186,5	191,5	69	-
75	136,5	141,5	206,5	211,5	79	-
85	154	159	234	239	89	-
95	163	169	253	259	99	-



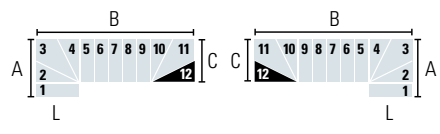
L (cm)	A (cm)		B (cm)		C (cm)	
	Min	Max	Min	Max	Min	Max
65	106,5	109	186,5	191,5	90	-
75	116,5	119	206,5	211,5	100	-
85	131	134	234	239	110	-
95	140	144	253	259	120	-



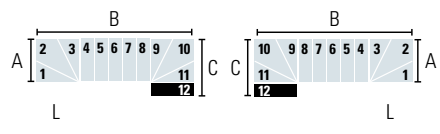
L (cm)	A (cm)		B (cm)		C (cm)	
	Min	Max	Min	Max	Min	Max
65	85,5	-	188,5	191,5	110	



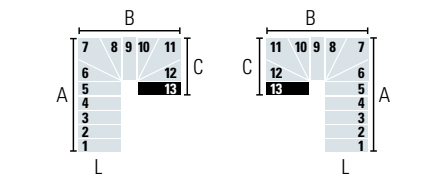
L (cm)	A (cm)		B (cm)		C (cm)	
	Min	Max	Min	Max	Min	Max
65	64	-	206,5	214	110	112,5
75	74	-	226,5	234	120	122,5
85	84	-	257	264	133	135
95	94	-	276	284	143	145



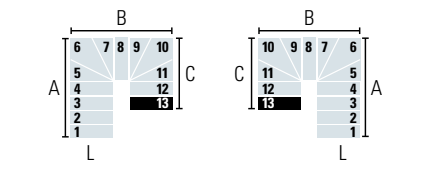
L (cm)	A (cm)		B (cm)		C (cm)	
	Min	Max	Min	Max	Min	Max
65	85,5	-	226,5	236,5	69	-
75	95,5	-	246,5	256,5	79	-
85	108	109	280	289	89	-
95	117	119	299	309	99	-



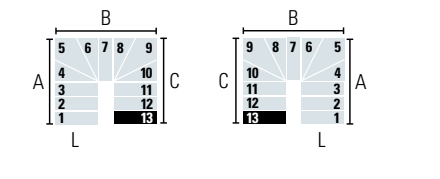
L (cm)	A (cm)		B (cm)		C (cm)	
	Min	Max	Min	Max	Min	Max
65	64	-	226,5	236,5	90	-
75	74	-	246,5	256,5	100	-
85	84	-	280	289	110	-
95	94	-	299	309	120	-



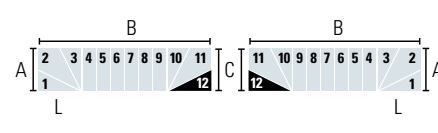
L (cm)	A (cm)		B (cm)		C (cm)	
	Min	Max	Min	Max	Min	Max
65	166,5	176,5	146,5	-	90	-
75	176,5	186,5	166,5	-	100	-
85	200	209	188	189	110	-
95	209	219	207	209	120	-



L (cm)	A (cm)		B (cm)		C (cm)	
	Min	Max	Min	Max	Min	Max
65	146,5	154	146,5	-	110	112,5
75	156,5	164	166,5	-	120	122,5
85	177	184	188	189	133	135
95	186	194	207	209	143	145

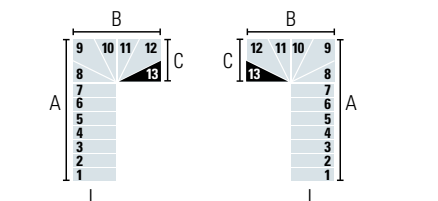


L (cm)	A (cm)		B (cm)		C (cm)	
	Min	Max	Min	Max	Min	Max
65	126,5	131,5	146,5	-	130	135
75	136,5	141,5	166,5	-	140	145
85	154	159	188	189	156	160
95	163	169	207	209	166	170

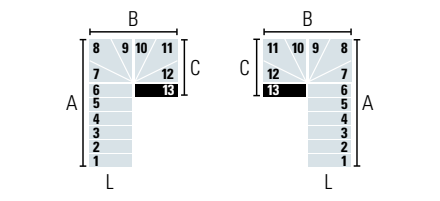


L (cm)	A (cm)		B (cm)		C (cm)	
	Min	Max	Min	Max	Min	Max
65	64	-	246,5	259	69	-
75	74	-	266,5	279	79	-
85	84	-	303	314	89	-
95	94	-	322	334	99	-

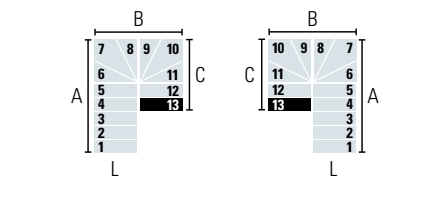
**13 GRADINI (14 ALZATE) • Altezza tra i piani: Min. 260 cm - Max. 311 cm (Max. 337 cm con accessorio "Distanziali Extra")**  
**13 STEPS (14 RISERS) • Height between levels: Min. 260 cm - Max. 311 cm (Max. 337 cm with "Extra Spacers" accessory)**



L (cm)	A (cm)		B (cm)		C (cm)	
	Min	Max	Min	Max	Min	Max
65	206,5	221,5	124	-	69	-
75	216,5	231,5	144	-	79	-
85	246	259	164	-	89	-
95	255	269	184	-	99	-



L (cm)	A (cm)		B (cm)		C (cm)	
	Min	Max	Min	Max	Min	Max
65	186,5	199	124	-	90	-
75	196,5	209	144	-	100	-
85	223	234	164	-	110	-
95	232	244	184	-	120	-

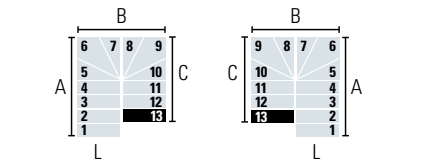


L (cm)	A (cm)		B (cm)		C (cm)	
	Min	Max	Min	Max	Min	Max
65	166,5	176,5	124	-	110	112,5
75	176,5	186,5	144	-	120	122,5
85	200	209	164	-	133	135
95	209	219	184	-	143	145

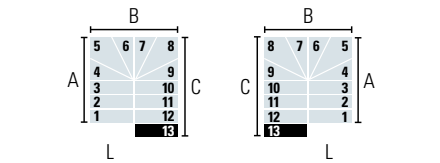
L (cm)	A (cm)		B (cm)		C (cm)	
	Min	Max	Min	Max	Min	Max
65	106,5	109	146,5	-	150	157,5
75	116,5	119	166,5	-	160	167,5
85	131	134	188	189	179	185
95	140	144	207	209	189	195

L (cm)	A (cm)		B (cm)		C (cm)	
	Min	Max	Min	Max	Min	Max
65	85,5	-	146,5	-	170	180
75	95,5	-	166,5	-	180	190
85	108	109	188	189	202	210
95	117	119	207	209	212	220

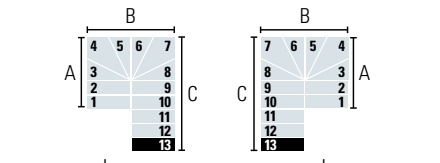
L (cm)	A (cm)		B (cm)		C (cm)	
	Min	Max	Min	Max	Min	Max
65	64	-	146,5	-	190	202,5
75	74	-	166,5	-	200	212,5
85	84	-	188	189	225	235
95	94	-	207	209	235	245



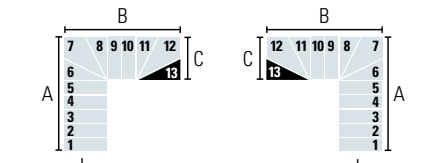
L (cm)	A (cm)		B (cm)		C (cm)	
	Min	Max	Min	Max	Min	Max
65	146,5	154	124	-	130	135
75	156,5	164	144	-	140	145
85	177	184	164	-	156	160
95	186	194	184	-	166	170



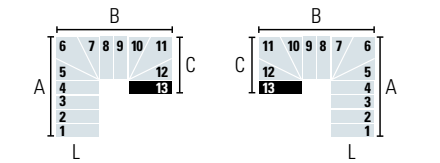
L (cm)	A (cm)		B (cm)		C (cm)	
	Min	Max	Min	Max	Min	Max
65	126,5	131,5	124	-	150	157,5
75	136,5	141,5	144	-	160	167,5
85	154	159	164	-	179	185
95	163	169	184	-	189	195



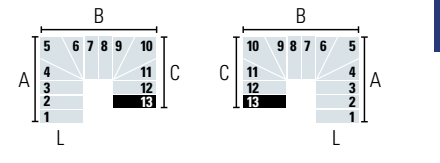
L (cm)	A (cm)		B (cm)		C (cm)	
	Min	Max	Min	Max	Min	Max
65	106,5	109	124	-	170	180
75	116,5	119	144	-	180	190
85	131	134	164	-	202	210
95	140	144	184	-	212	220



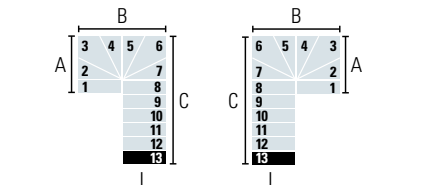
L (cm)	A (cm)		B (cm)		C (cm)	
	Min	Max	Min	Max	Min	Max
65	166,5	176,5	166,5	169	69	-
75	176,5	186,5	186,5	189	79	-
85	200	209	211	214	89	-
95	209	219	230	234	99	-



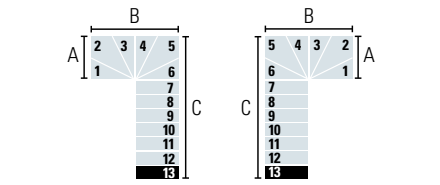
L (cm)	A (cm)		B (cm)		C (cm)	
	Min	Max	Min	Max	Min	Max
65	146,5	154	166,5	169	90	-
75	156,5	164	186,5	189	100	-
85	177	184	211	214	110	-
95	186	194	230	234	120	-



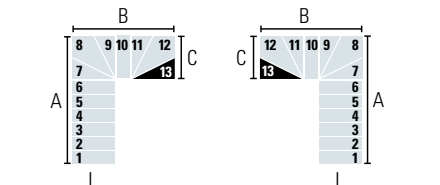
L (cm)	A (cm)		B (cm)		C (cm)	
	Min	Max	Min	Max	Min	Max
65	126,5	131,5	166,5	169	110	112,5
75	136,5	141,5	186,5	189	120	122,5
85	154	159	211	214	133	135
95	163	169	230	234	143	145



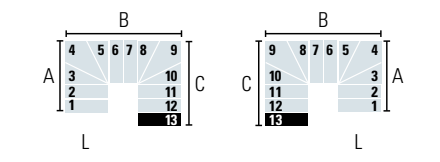
L (cm)	A (cm)		B (cm)		C (cm)	
	Min	Max	Min	Max	Min	Max
65	85,5	-	124	-	190	202,5
75	95,5	-	144	-	200	212,5
85	108	109	164	-	225	235
95	117	119	184	-	235	245



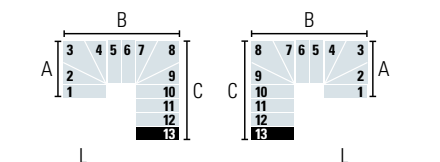
L (cm)	A (cm)		B (cm)		C (cm)	
	Min	Max	Min	Max	Min	Max
65	64	-	124	-	210	225
75	74	-	144	-	220	235
85	84	-	164	-	248	260
95	94	-	184	-	258	270



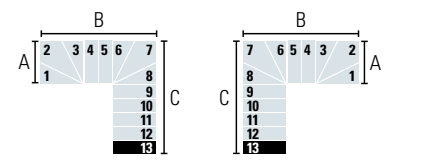
L (cm)	A (cm)		B (cm)		C (cm)	
	Min	Max	Min	Max	Min	Max
65	186,5	199	146,5	-	69	-
75	196,5	209	166,5	-	79	-
85	223	234	188	189	89	-
95	232	244	207	209	99	-



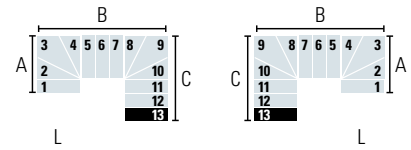
L (cm)	A (cm)		B (cm)		C (cm)	
	Min	Max	Min	Max	Min	Max
65	106,5	109	166,5	169	130	135
75	116,5	119	186,5	189	140	145
85	131	134	211	214	156	160
95	140	144	230	234	166	170



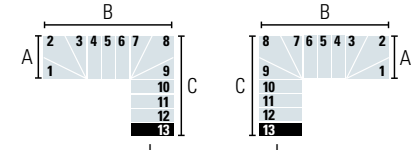
L (cm)	A (cm)		B (cm)		C (cm)	
	Min	Max	Min	Max	Min	Max
65	85,5	-	166,5	169	150	157,5
75	95,5	-	186,5	189	160	167,5
85	108	109	211	214	179	185
95	117	119	230	234	189	195



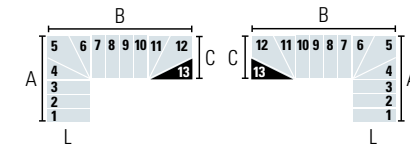
L (cm)	A (cm)		B (cm)		C (cm)	
	Min	Max	Min	Max	Min	Max
65	64	-	166,5	169	170	180
75	74	-	186,5	189	180	190
85	84	-	211	214	202	210
95	94	-	230	234	212	220



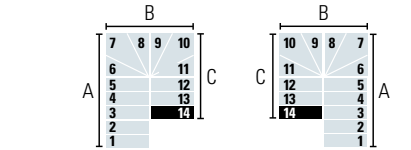
L (cm)	A (cm)		B (cm)		C (cm)	
	Min	Max	Min	Max	Min	Max
65	85,5	-	186,5	191,5	130	135
75	95,5	-	206,5	211,5	140	145
85	108	109	234	239	156	160
95	117	119	253	259	166	170



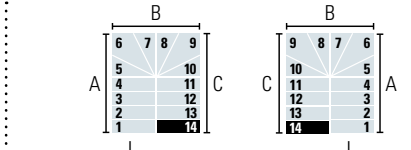
L (cm)	A (cm)		B (cm)		C (cm)	
	Min	Max	Min	Max	Min	Max
65	64	-	186,5	191,5	150	157,5
75	74	-	206,5	211,5	160	167,5
85	84	-	234	239	179	185
95	94	-	253	259	189	195



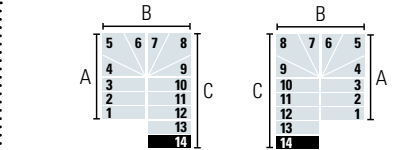
L (cm)	A (cm)		B (cm)		C (cm)	
	Min	Max	Min	Max	Min	Max
65	126,5	131,5	206,5	214	69	-
75	136,5	141,5	226,5	234	79	-
85	154	159	257	264	89	-
95	163	169	276	284	99	-



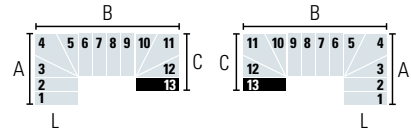
L (cm)	A (cm)		B (cm)		C (cm)	
	Min	Max	Min	Max	Min	Max
65	166,5	176,5	124	-	130	135
75	176,5	186,5	144	-	140	145
85	200	209	164	-	156	160
95	209	219	184	-	166	170



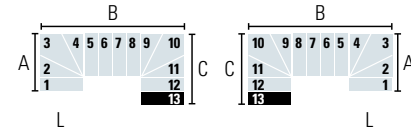
L (cm)	A (cm)		B (cm)		C (cm)	
	Min	Max	Min	Max	Min	Max
65	146,5	154	124	-	150	157,5
75	156,5	164	144	-	160	167,5
85	177	184	164	-	179	185
95	186	194	184	-	189	195



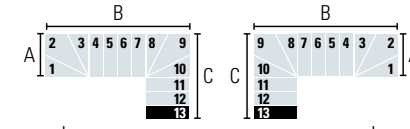
L (cm)	A (cm)		B (cm)		C (cm)	
	Min	Max	Min	Max	Min	Max
65	126,5	131,5	124	-	170	180
75	136,5	141,5	144	-	180	190
85	154	159	164	-	202	210
95	163	169	184	-	212	220



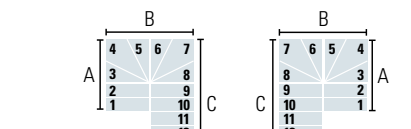
L (cm)	A (cm)		B (cm)		C (cm)	
	Min	Max	Min	Max	Min	Max
65	106,5	109	206,5	214	90	-
75	116,5	119	226,5	234	100	-
85	131	134	257	264	110	-
95	140	144	276	284	120	-



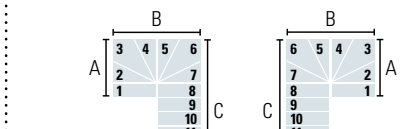
L (cm)	A (cm)		B (cm)		C (cm)	
	Min	Max	Min	Max	Min	Max
65	85,5	-	206,5	214	110	112,5
75	95,5	-	226,5	234	120	122,5
85	108	109	257	264	133	135
95	117	119	276	284	143	145



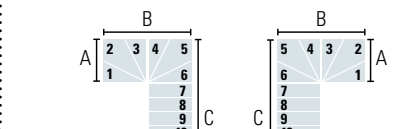
L (cm)	A (cm)		B (cm)		C (cm)	
	Min	Max	Min	Max	Min	Max
65	64	-	206,5	214	130	135
75	74	-	226,5	234	140	145
85	84	-	257	264	156	160
95	94	-	276	284	166	170



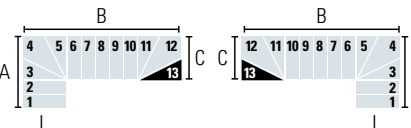
L (cm)	A (cm)		B (cm)		C (cm)	
	Min	Max	Min	Max	Min	Max
65	106,5	109	124	-	190	202,5
75	116,5	119	144	-	200	212,5
85	131	134	164	-	225	235
95	140	144	184	-	235	245



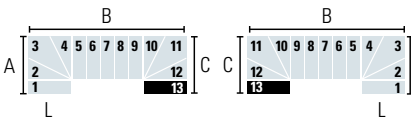
L (cm)	A (cm)		B (cm)		C (cm)	
	Min	Max	Min	Max	Min	Max
65	85,5	-	124	-	210	225
75	95,5	-	144	-	220	235
85	108	109	164	-	248	260
95	117	119	184	-	258	270



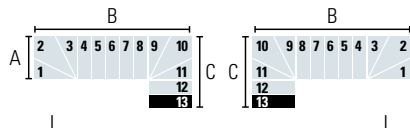
L (cm)	A (cm)		B (cm)		C (cm)	
	Min	Max	Min	Max	Min	Max
65	64	-	124	-	230	247,5
75	74	-	144	-	240	257,5
85	84	-	164	-	271	285
95	94	-	184	-	281	295



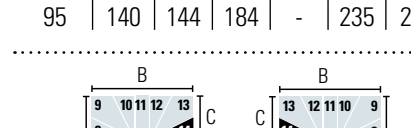
L (cm)	A (cm)		B (cm)		C (cm)	
	Min	Max	Min	Max	Min	Max
65	106,5	109	226,5	236,5	69	-
75	116,5	119	246,5	256,5	79	-
85	131	134	280	289	89	-
95	140	144	299	309	99	-



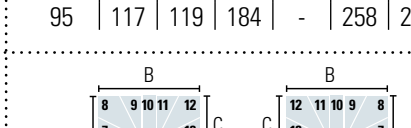
L (cm)	A (cm)		B (cm)		C (cm)	
	Min	Max	Min	Max	Min	Max
65	85,5	-	226,5	236,5	90	-
75	95,5	-	246,5	256,5	100	-
85	108	109	280	289	110	-
95	117	119	299	309	120	-



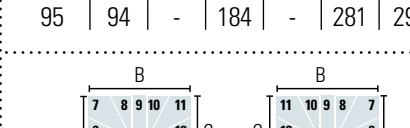
L (cm)	A (cm)		B (cm)		C (cm)	
	Min	Max	Min	Max	Min	Max
65	64	-	226,5	236,5	110	112,5
75	74	-	246,5	256,5	120	122,5
85	84	-	280	289	133	135
95	94	-	299	309	143	145



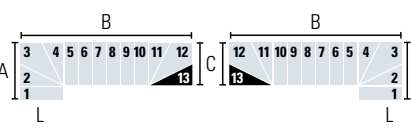
L (cm)	A (cm)		B (cm)		C (cm)	
	Min	Max	Min	Max	Min	Max
65	206,5	221,5	146,5	-	69	-
75	216,5	231,5	166,5	-	79	-
85	246	259	188	189	89	-
95	255	269	207	209	99	-



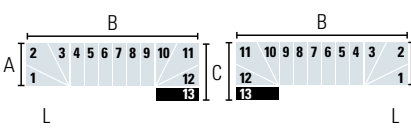
L (cm)	A (cm)		B (cm)		C (cm)	
	Min	Max	Min	Max	Min	Max
65	186,5	199	146,5	-	90	-
75	196,5	209	166,5	-	100	-
85	223	234	188	189	110	-
95	232	244	207	209	120	-



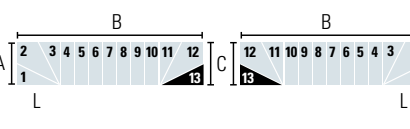
L (cm)	A (cm)		B (cm)		C (cm)	
	Min	Max	Min	Max	Min	Max
65	166,5	176,5	146,5	-	110	112,5
75	176,5	186,5	166,5	-	120	122,5
85	200	209	188	189	133	135
95	209	219	207	209	143	145




L (cm)	A (cm)		B (cm)		C (cm)	
	Min	Max	Min	Max	Min	Max
65	85,5	-	246,5	259	69	-
75	95,5	-	266,5	279	79	-
85	108	109	303	314	89	-
95	117	119	322	334	99	-



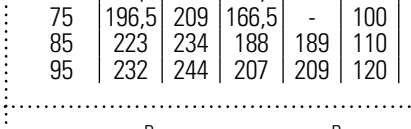
L (cm)	A (cm)		B (cm)		C (cm)	
	Min	Max	Min	Max	Min	Max
65	64	-	246,5	259	90	-
75	74	-	266,5	279	100	-
85	84	-	303	314	110	-
95	94	-	322	334	120	-




L (cm)	A (cm)		B (cm)		C (cm)	
	Min	Max	Min	Max	Min	Max
65	64	-	266,5	281,5	69	-
75	74	-	286,5	301,5	79	-
85	84	-	326	339	89	-
95	94	-	345	359	99	-



L (cm)	A (cm)		B (cm)		C (cm)	
	Min	Max	Min	Max	Min	Max
65	146,5	154	146,5	-	130	135
75	156,5	164	166,5	-	140	145
85	177	184	188	189	156	160
95	186	194	207	209	166	170

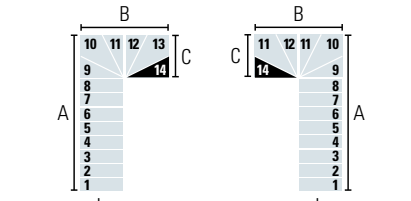


L (cm)	A (cm)		B (cm)		C (cm)	
	Min	Max	Min	Max	Min	Max
65	126,5	131,5	146,5	-	150	157,5
75	136,5	141,5	166,5	-	160	167,5
85	154	159	188	189	179	185
95	163	169	207	209	189	195



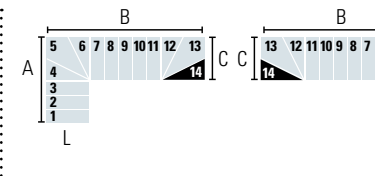
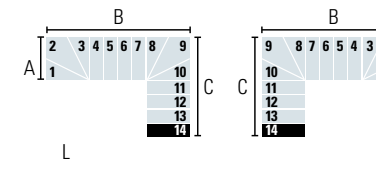
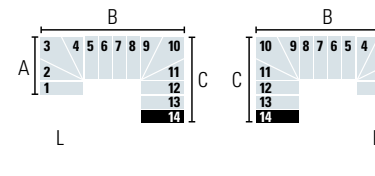
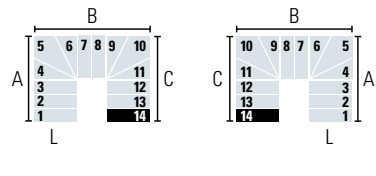
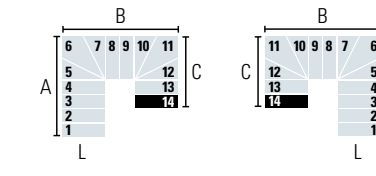
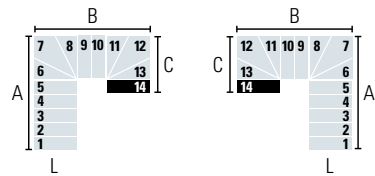
L (cm)	A (cm)		B (cm)		C (cm)	
	Min	Max	Min	Max	Min	Max
65	106,5	109	146,5	-	170	180
75	116,5	119	166,5	-	180	190
85	131	134	188	189	202	210
95	140	144	207	209	212	220

**14 GRADINI (12 ALZATE) • Altezza tra i piani: Min. 278 cm - Max. 334 cm (Max. 362 cm con accessorio "Distanziali Extra")**  
**14 STEPS (12 RISERS) • Height between levels: Min. 278 cm - Max. 334 cm (Max. 362 cm with "Extra Spacers" accessory)**



L (cm)	A (cm)		B (cm)		C (cm)	
	Min	Max	Min	Max	Min	Max
65	226,5	244	124	-	69	-
75	236,5	254</				





L (cm)	A (cm)		B (cm)		C (cm)	
	Min	Max	Min	Max	Min	Max
65	166,5	176,5	166,5	169	90	-
75	176,5	186,5	186,5	189	100	-
85	200	209	211	214	110	-
95	209	219	230	234	120	-

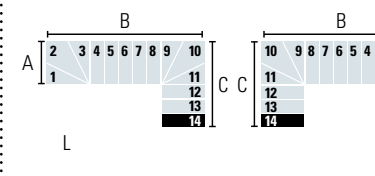
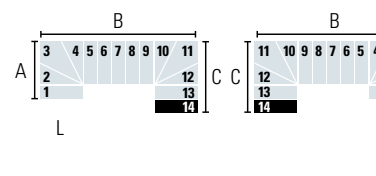
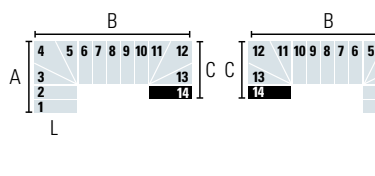
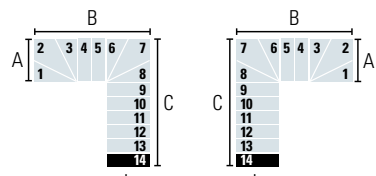
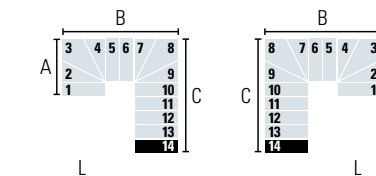
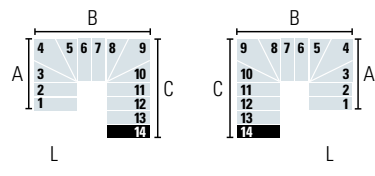
L (cm)	A (cm)		B (cm)		C (cm)	
	Min	Max	Min	Max	Min	Max
65	146,5	154	166,5	169	110	112,5
75	156,5	164	186,5	189	120	122,5
85	177	184	211	214	133	135
95	186	194	230	234	143	145

L (cm)	A (cm)		B (cm)		C (cm)	
	Min	Max	Min	Max	Min	Max
65	126,5	131,5	166,5	169	130	135
75	136,5	141,5	186,5	189	140	145
85	154	159	211	214	156	160
95	163	169	230	234	166	170

L (cm)	A (cm)		B (cm)		C (cm)	
	Min	Max	Min	Max	Min	Max
65	85,5	-	206,5	214	130	135
75	95,5	-	226,5	234	140	145
85	108	109	257	264	156	160
95	117	119	276	284	166	170

L (cm)	A (cm)		B (cm)		C (cm)	
	Min	Max	Min	Max	Min	Max
65	64	-	206,5	214	150	157,5
75	74	-	226,5	234	160	167,5
85	84	-	257	264	179	185
95	94	-	276	284	189	195

L (cm)	A (cm)		B (cm)		C (cm)	
	Min	Max	Min	Max	Min	Max
65	126,5	131,5	226,5	236,5	69	-
75	136,5	141,5	246,5	256,5	79	-
85	154	159	280	289	89	-
95	163	169	299	309	99	-



L (cm)	A (cm)		B (cm)		C (cm)	
	Min	Max	Min	Max	Min	Max
65	106,5	109	186,5	189	150	157,5
75	116,5	119	206,5	211,5	160	167,5
85	131	134	234	239	179	185
95	140	144	253	259	189	195

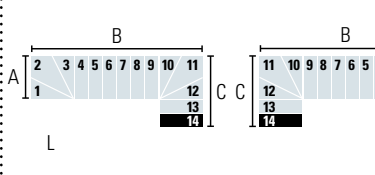
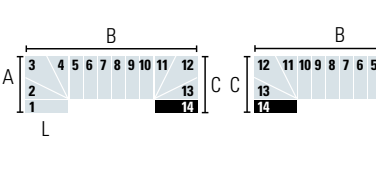
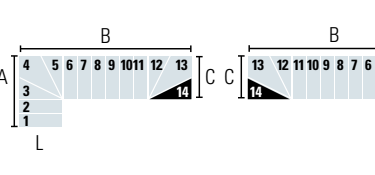
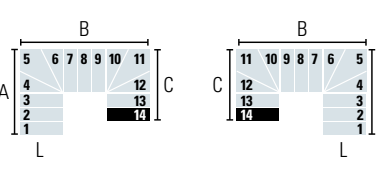
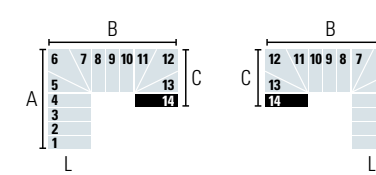
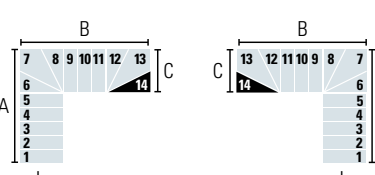
L (cm)	A (cm)		B (cm)		C (cm)	
	Min	Max	Min	Max	Min	Max
65	85,5	-	166,5	169	170	180
75	95,5	-	186,5	189	180	190
85	108	109	211	214	202	210
95	117	119	230	234	212	220

L (cm)	A (cm)		B (cm)		C (cm)	
	Min	Max	Min	Max	Min	Max
65	64	-	166,5	169	190	202,5
75	74	-	186,5	189	200	212,5
85	84	-	211	214	225	235
95	94	-	230	234	235	245

L (cm)	A (cm)		B (cm)		C (cm)	
	Min	Max	Min	Max	Min	Max
65	126,5	109	226,5	236,5	69	-
75	116,5	119	246,5	256,5	100	-
85	131	134	280	289	110	-
95	140	144	299	309	120	-

L (cm)	A (cm)		B (cm)		C (cm)	
	Min	Max	Min	Max	Min	Max
65	85,5	-	226,5	236,5	69	112,5
75	95,5	-	246,5	256,5	120	122,5
85	108	109	280	289	133	135
95	117	119	299	309	143	145

L (cm)	A (cm)		B (cm)		C (cm)	
	Min	Max	Min	Max	Min	Max
65	64	-	226,5	236,5	130	135
75	74	-	246,5	256,5	140	145
85	84	-	280	289	156	160
95	94	-	299	309	166	170



L (cm)	A (cm)		B (cm)		C (cm)	
	Min	Max	Min	Max	Min	Max
65	166,5	176,5	186,5	191,5	69	-
75	176,5	186,5	206,5	211,5	79	-
85	200	209	234	239	89	-
95	209	219	253	259	99	-

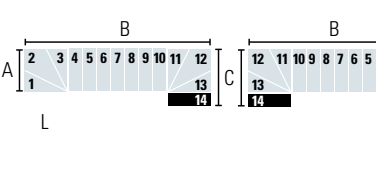
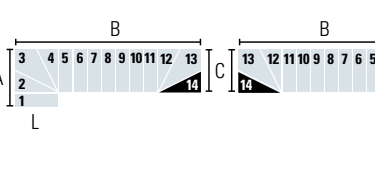
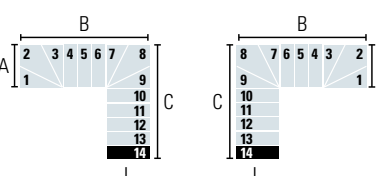
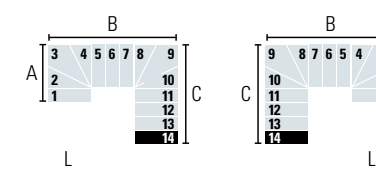
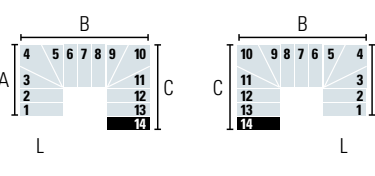
L (cm)	A (cm)		B (cm)		C (cm)	
	Min	Max	Min	Max	Min	Max
65	146,5	154	186,5	191,5	90	-
75	156,5	164	206,5	211,5	100	-
85	177	184	234	239	110	-
95	186	194	253	259	120	-

L (cm)	A (cm)		B (cm)		C (cm)	
	Min	Max	Min	Max	Min	Max
65	126,5	131,5	186,5	191,5	110	112,5
75	136,5	141,5	206,5	211,5	120	122,5
85	154	159	234	239	133	135
95	163	169	253	259	143	145

L (cm)	A (cm)		B (cm)		C (cm)	
	Min	Max	Min	Max	Min	Max
65	126,5	109	246,5	259	69	-
75	116,5	119	266,5	279	79	-
85	131	134	303	314	89	-
95	140	144	322	334	99	-

L (cm)	A (cm)		B (cm)		C (cm)	
	Min	Max	Min	Max	Min	Max
65	85,5	-	246,5	259	90	-
75	95,5	-	266,5	279	100	-
85	108	109	303	314	110	-
95	117	119	322	334	120	-

L (cm)	A (cm)		B (cm)		C (cm)	
	Min	Max	Min	Max	Min	Max
65	64	-	246,5	259	110	112,5
75	74	-	266,5	279	120	122,5
85	84	-	303	314	133	135
95	94	-	322	334	143	145



L (cm)	A (cm)		B (cm)		C (cm)	
	Min	Max	Min	Max	Min	Max
65	106,5	109	186,5	191,5	130	135
75	116,5	119	206,5	211,5	140	145
85	131	134	234	239	156	160
95	140	144	253	259	166	170

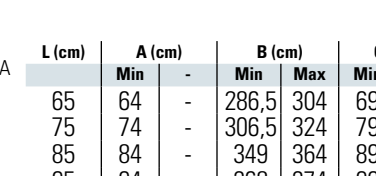
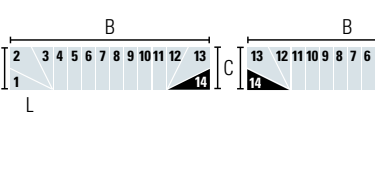
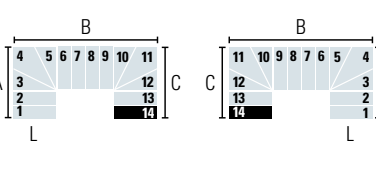
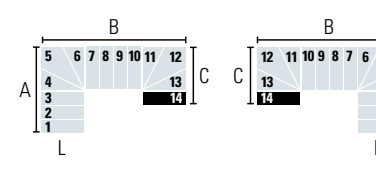
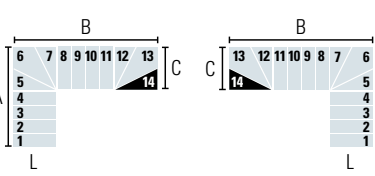
L (cm)	A (cm)		B (cm)		C (cm)	
	Min	Max	Min	Max	Min	Max
65	85,5	-	186,5	191,5	150	157,5
75	95,5	-	206,5	211,5	160	167,5
85	108	109	234	239	179	185
95	117	118	253	259	189	195

L (cm)	A (cm)		B (cm)		C (cm)	
	Min	Max	Min	Max	Min	Max
65	64	-	186,5	191,5	170	180
75	74	-	206,5	211,5	180	190
85	84	-	234	239	202	210
95	94	-	253	259	212	220

L (cm)	A (cm)		B (cm)		C (cm)	
	Min	Max	Min	Max	Min	Max
65	85,5	-	226,5	236,5	69	-
75	95,5	-	246,5	256,5	79	-
85	108	109	280	289	89	-
95	117	119	303	314	99	-

L (cm)	A (cm)		B (cm)		C (cm)	
	Min	Max	Min	Max	Min	Max
65	64	-	266,5	281,5	90	-
75	74	-	286,5	301,5	100	-
85	84	-	326	339	110	-
95	94	-	345	359	120	-

L (cm)	A (cm)		B (cm)		C (cm)	
	Min	Max	Min	Max	Min	Max
65	146,5	154	206,5	214	69	-
75	156,5	164	226,5	234	79	-
85	177	184	257	264	89	-
95	186	194	276	284	99	-



L (cm)	A (cm)		B (cm)		C (cm)	
	Min	Max	Min	Max	Min	Max
65	146,5	154	206,5	214	69	-
75	156,5	164	226,5	234	79</	