

SCALE A CHIOCCIOLA SPIRAL STAIRCASES

MISURE valide per tutte le configurazioni

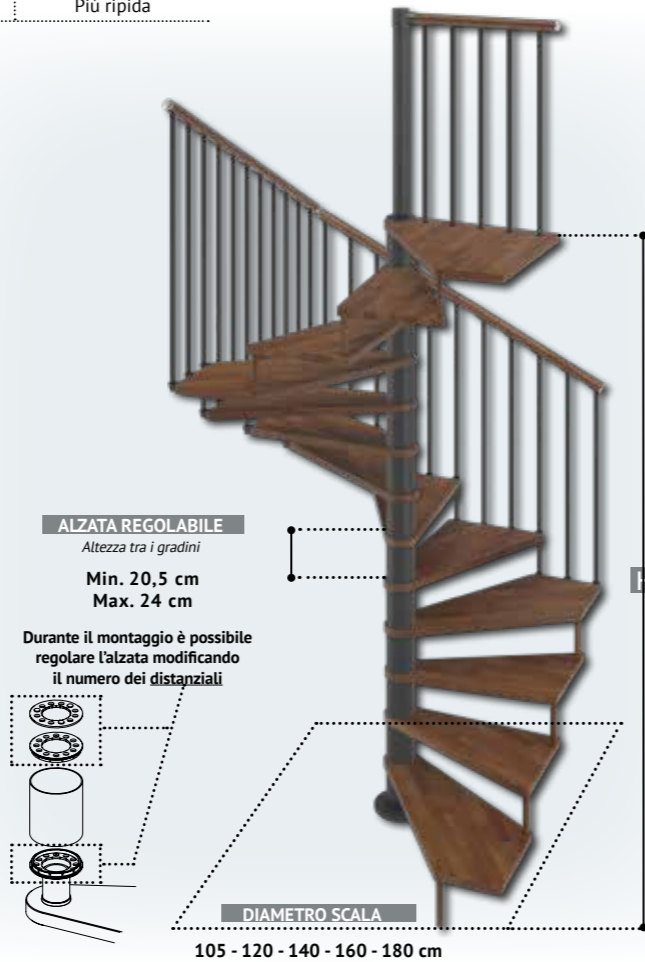
Le combinazioni indicate consentono di collegare due piani con numerose soluzioni, adattandosi perfettamente alle esigenze specifiche.

	Numero gradini	Alzata	Inclinazione scala
Scala più comoda	Più gradini	Più bassa	Meno ripida
Scala più compatta	Meno gradini	Più alta	Più ripida


NUMERI GRADINI	ALTEZZA TRA I PIANI (H)
10 gradini 1 scatola	Min. 205 cm Max. 240 cm
11 gradini 1 scatola	Min. 226 cm Max. 264 cm
12 gradini 1 scatola	Min. 246 cm Max. 288 cm
13 gradini 1 scatola	Min. 267 cm Max. 312 cm
14 gradini 1 scatola + 1 gradino	Min. 287 cm Max. 336 cm
15 gradini 1 scatola + 2 gradini	Min. 308 cm Max. 360 cm
16 gradini 1 scatola + 3 gradini	Min. 328 cm Max. 384 cm

Per raggiungere altezze maggiori aggiungere gradini.

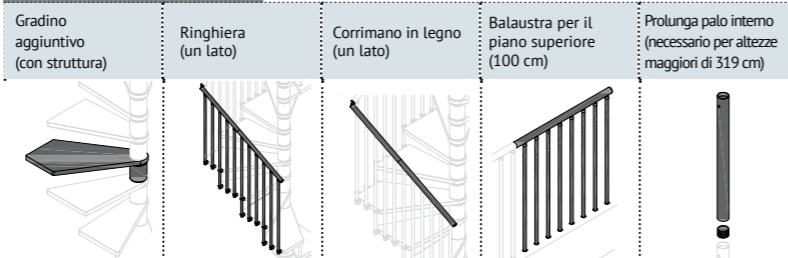
- H = Distanza dal pavimento piano inferiore al pavimento piano superiore (solaio incluso).
- Pianerottolo di arrivo fissato a livello del pavimento del piano superiore.
- Foro solaio: diametro scala + 5 cm.



SENSO DI SALITA

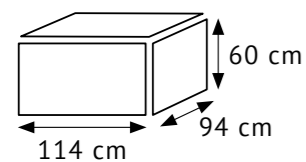


ACCESSORI



IMBALLO

1 scatola



= 1 scala completa di 13 gradini (pianerottolo incluso)
Struttura, Gradini, Ringhiera (due lati), Corrimano.

Le misure della scatola potrebbero variare

DIMENSIONS applicable to all configurations

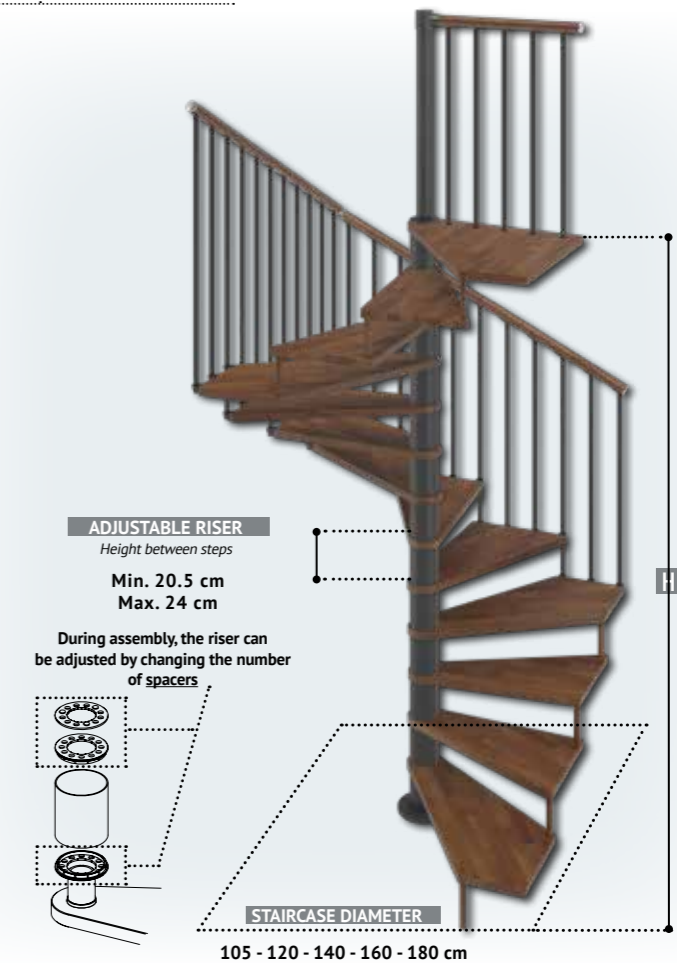
You can decide how to connect the two levels by choosing from various combinations to reach the best compromise between climbing convenience and staircase footprint:

	Number of steps	Riser	Staircase inclination
More convenient staircase	More steps	Lower	Less steep
More compact staircase	Fewer steps	Higher	Steeper

NUMBER OF STEPS	HEIGHT BETWEEN LEVELS (H)
10 steps 1 box	Min. 205 cm Max. 240 cm
11 steps 1 box	Min. 226 cm Max. 264 cm
12 steps 1 box	Min. 246 cm Max. 288 cm
13 steps 1 box	Min. 267 cm Max. 312 cm
14 steps 1 box + 1 step	Min. 287 cm Max. 336 cm
15 steps 1 box + 2 steps	Min. 308 cm Max. 360 cm
16 steps 1 box + 3 steps	Min. 328 cm Max. 384 cm

Add steps to achieve greater heights.

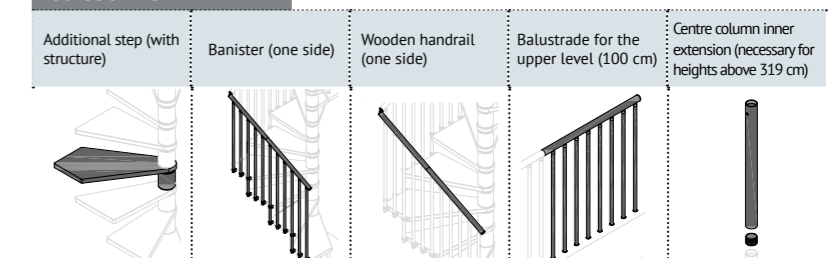
- H = Distance from the floor of the lower level to the floor of the upper level (floor included).
- Arrival landing fixed at the same level as the floor of the upper level.
- Floor opening: staircase diameter + 5 cm.



UP DIRECTION

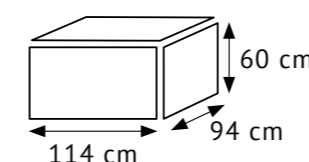


ACCESSORIES



PACK

1 box



= 1 staircase complete with 13 steps (including landing)
Structure, Steps, Banister (both sides), Handrail.

The box dimensions may vary

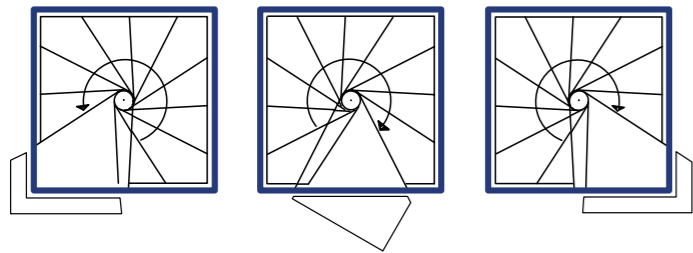
CONFIGURAZIONI

CONFIGURATIONS

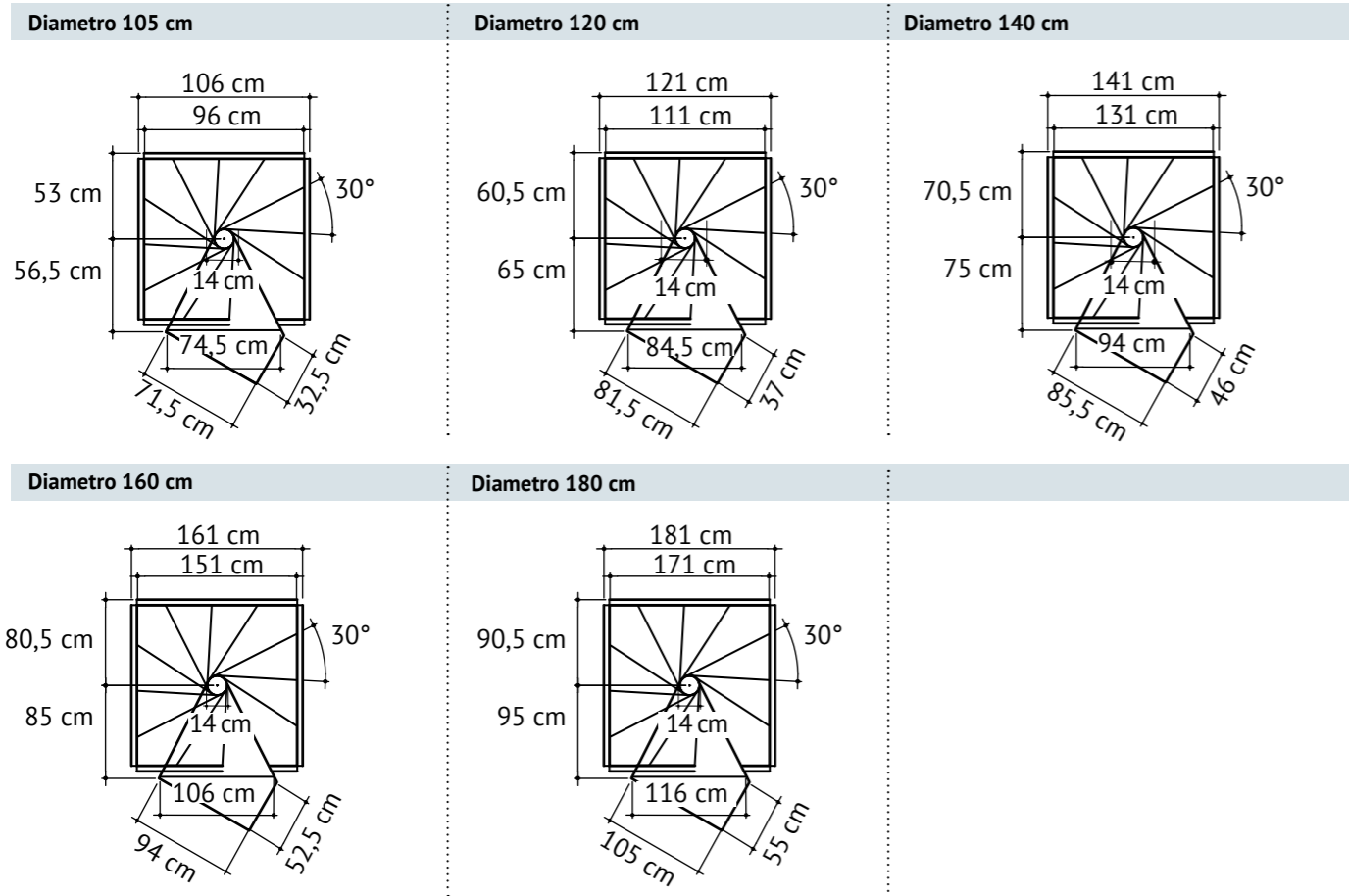
FORMA E DIMENSIONI MINIME

Dimensione foro: diametro scala + 5 cm
 Pianerottolo di arrivo universale con apertura di 60° (adattabile al foro durante il montaggio).
 Fissaggio a livello del pavimento del piano superiore.


FORO QUADRATO



FORMA E MISURE



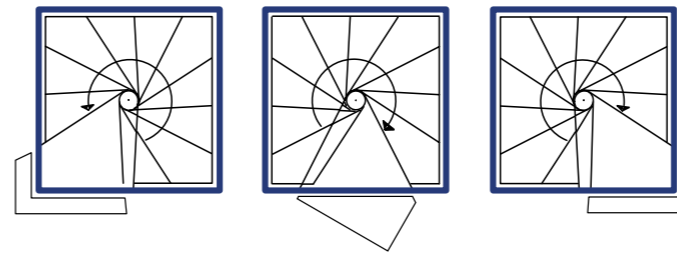
SCHEMA DI VERIFICA AREA ENTRATA E AREA USCITA RISPETTO ALLA POSIZIONE DELLE PARETI



SHAPE AND MINIMUM DIMENSIONS

Opening size: staircase diameter + 5 cm
 Universal arrival landing with 60° opening (adaptable to the opening during assembly).
 Fixing at the same level as the floor of the upper level.

SQUARE OPENING



SHAPE AND DIMENSIONS

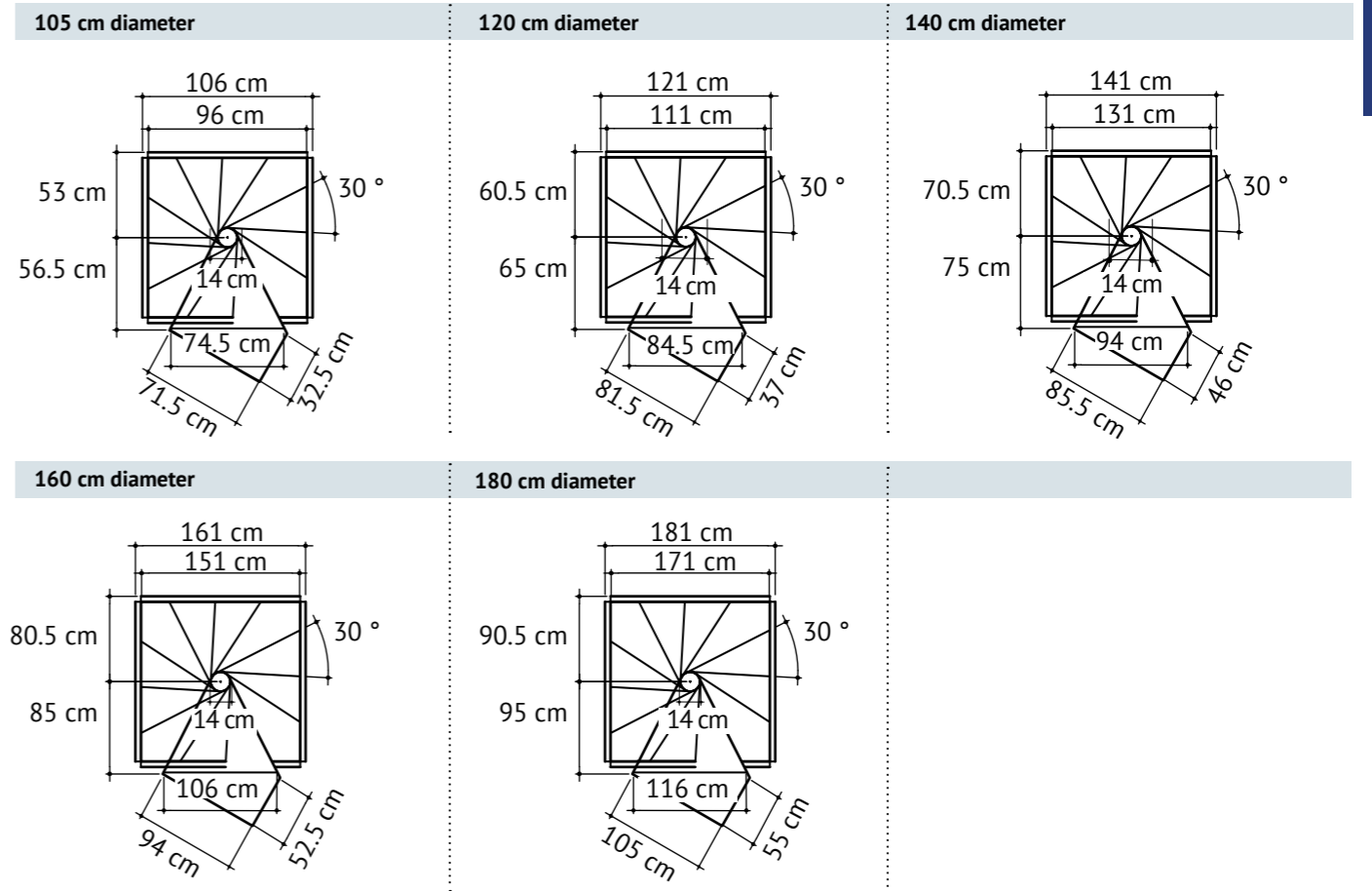
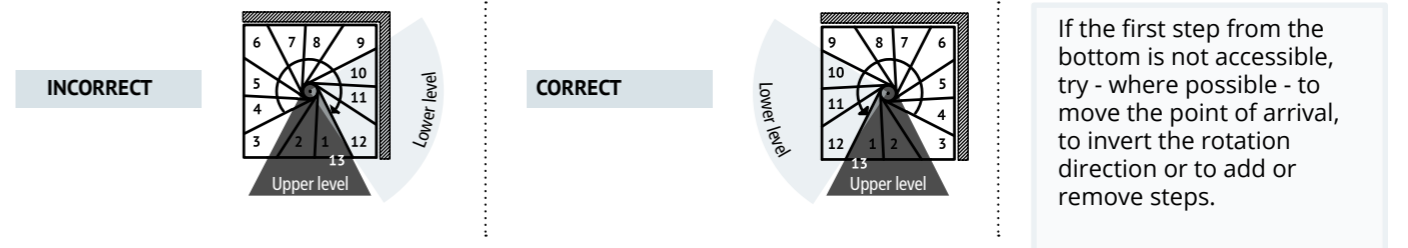


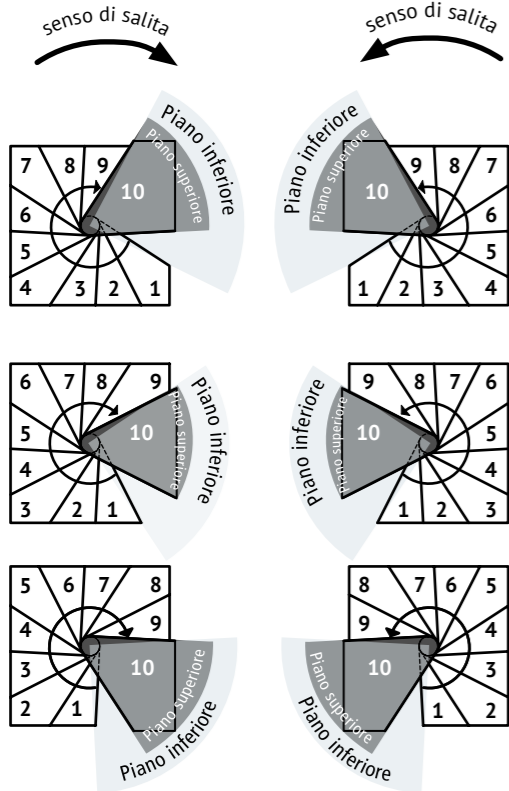
DIAGRAM TO CHECK THE ENTRY AREA AND THE EXIT AREA WITH RESPECT TO THE POSITION OF THE WALLS



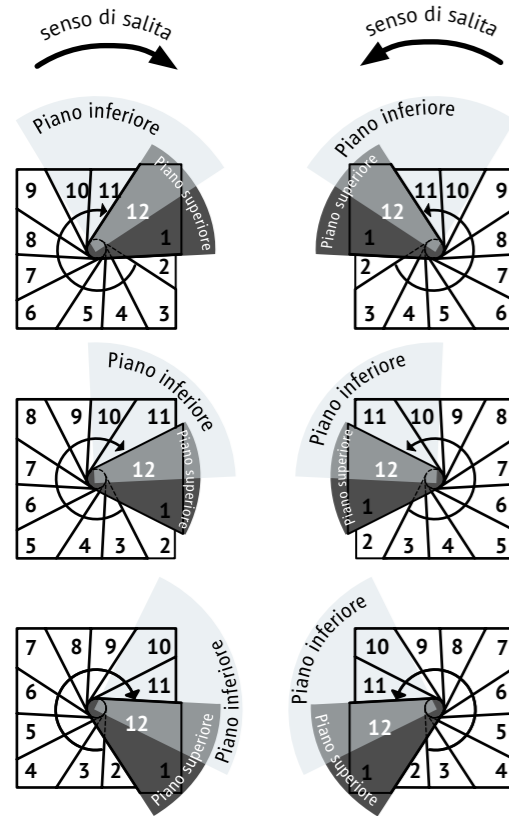
CONFIGURAZIONI POSSIBILI

Attraverso le seguenti configurazioni è possibile determinare il senso di salita, l'entrata e l'uscita della scala in base al numero di gradini.

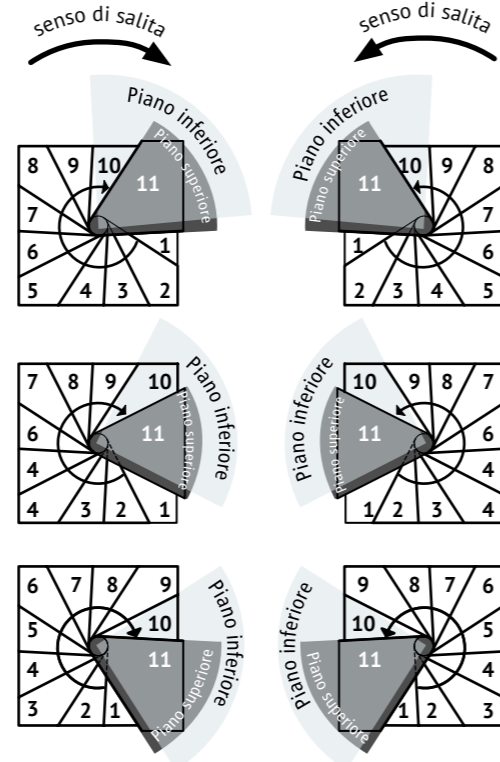
10 GRADINI pianerottolo incluso (10 ALZATE) Altezza tra i piani: Min. 205 cm - Max. 240 cm



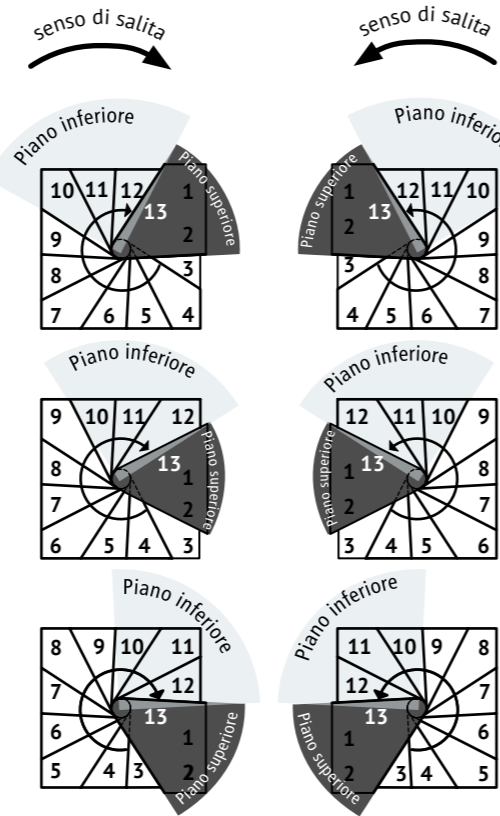
12 GRADINI pianerottolo incluso (12 ALZATE) Altezza tra i piani: Min. 246 cm - Max. 288 cm



11 GRADINI pianerottolo incluso (11 ALZATE) Altezza tra i piani: Min. 226 cm - Max. 264 cm



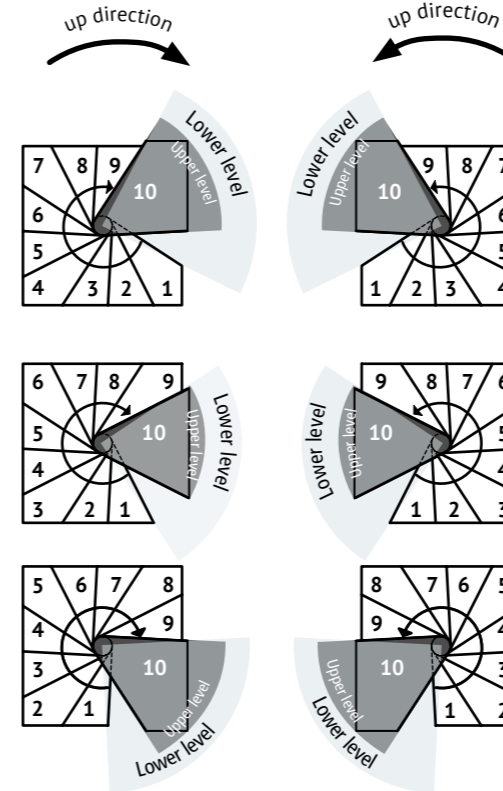
13 GRADINI pianerottolo incluso (13 ALZATE) Altezza tra i piani: Min. 267 cm - Max. 312 cm



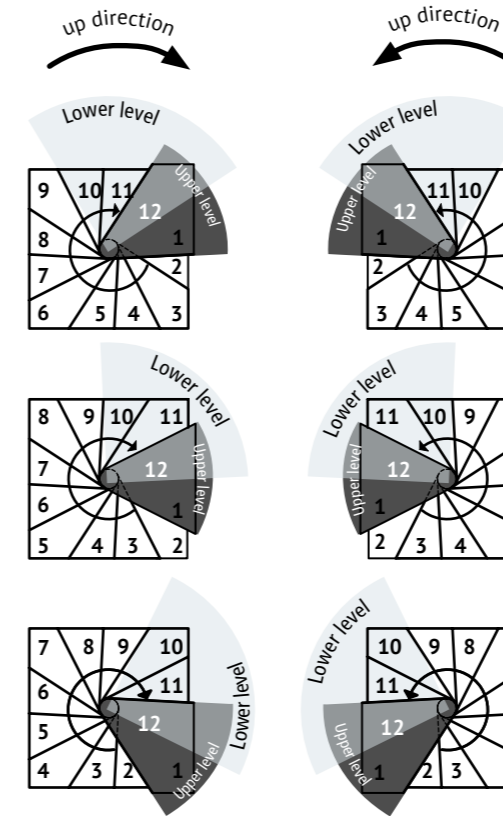
POSSIBLE CONFIGURATIONS

The following configurations allow you to determine the up, entry and exit direction of the staircase depending on the number of steps.

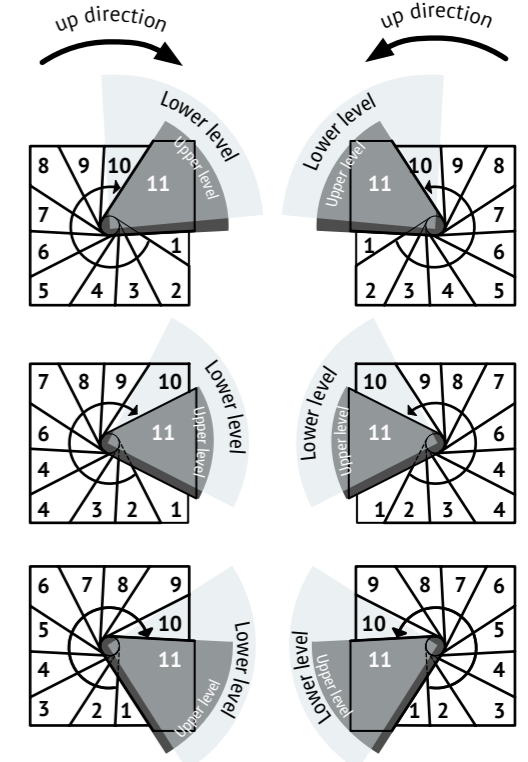
10 STEPS including landing (10 RISERS) Height between levels: Min. 205 cm - Max. 240 cm



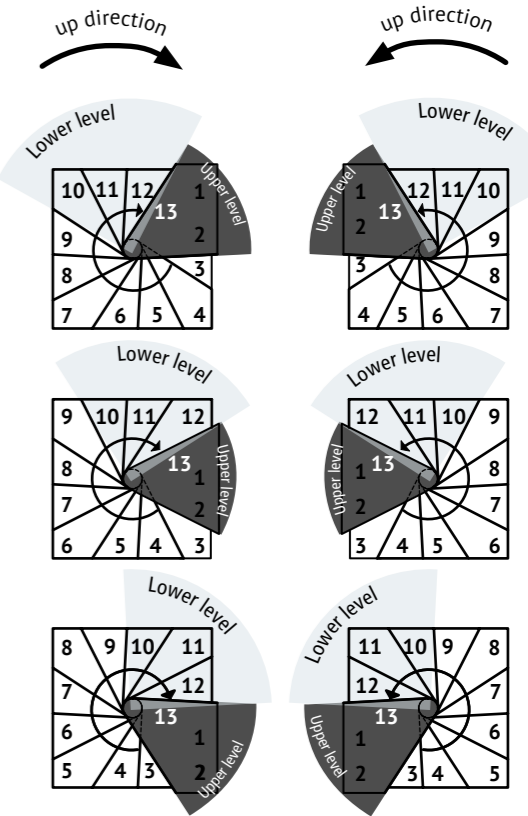
12 STEPS including landing (12 RISERS) Height between levels: Min. 246 cm - Max. 288 cm



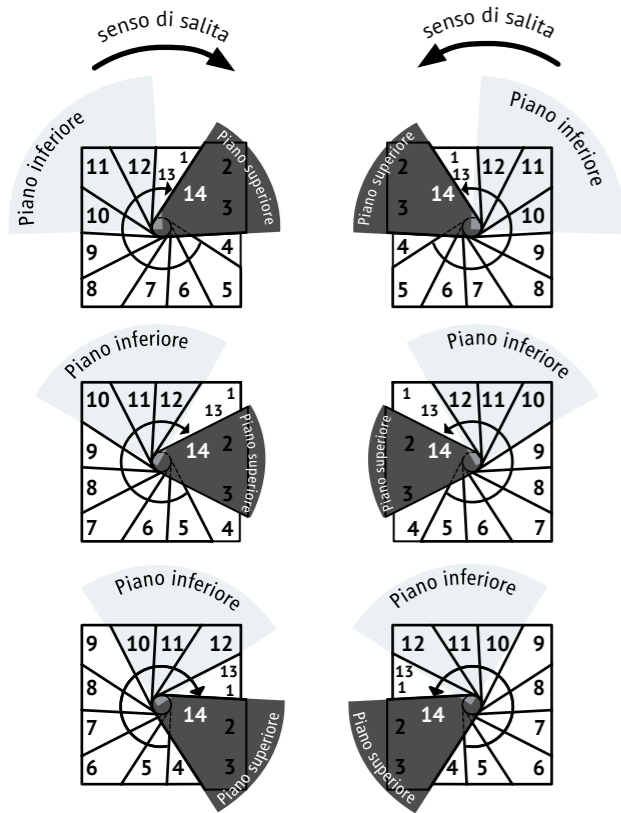
11 STEPS including landing (11 RISERS) Height between levels: Min. 226 cm - Max. 264 cm



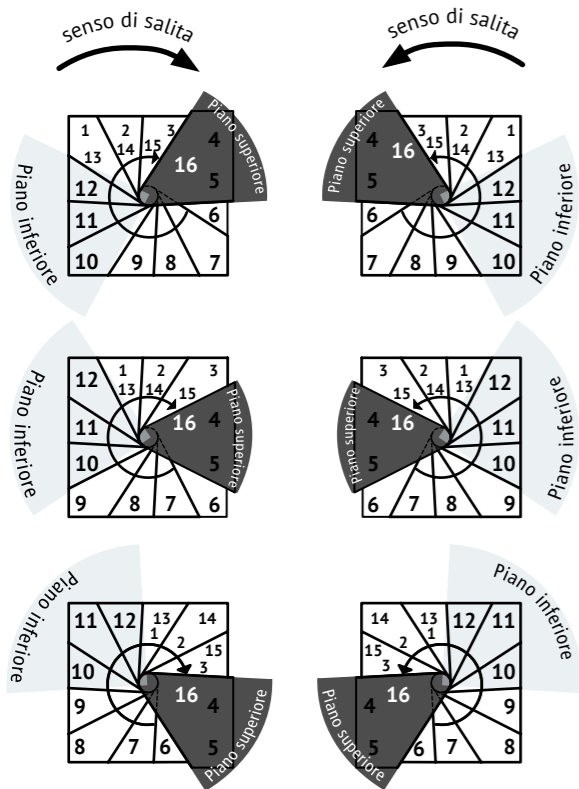
13 STEPS including landing (13 RISERS) Height between levels: Min. 267 cm - Max. 312 cm



14 GRADINI pianerottolo incluso (14 ALZATE)
Altezza tra i piani: Min. 287 cm - Max. 336 cm

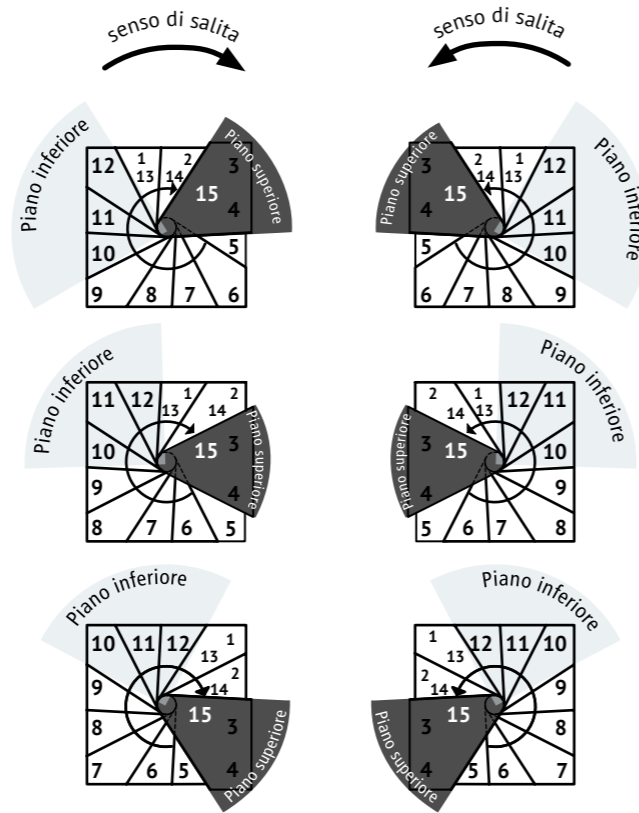


16 GRADINI pianerottolo incluso (16 ALZATE)
Altezza tra i piani: Min. 328 cm - Max. 384 cm

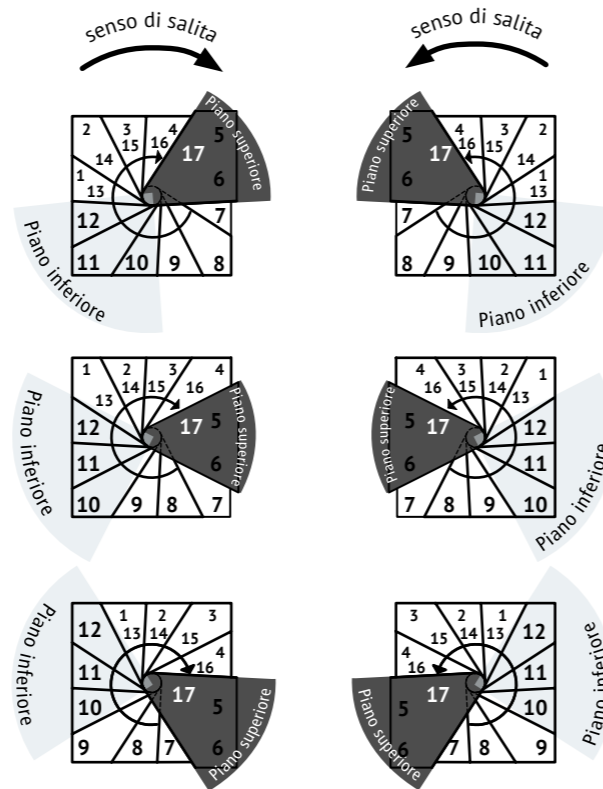


Per raggiungere altezze maggiori aggiungere gradini.

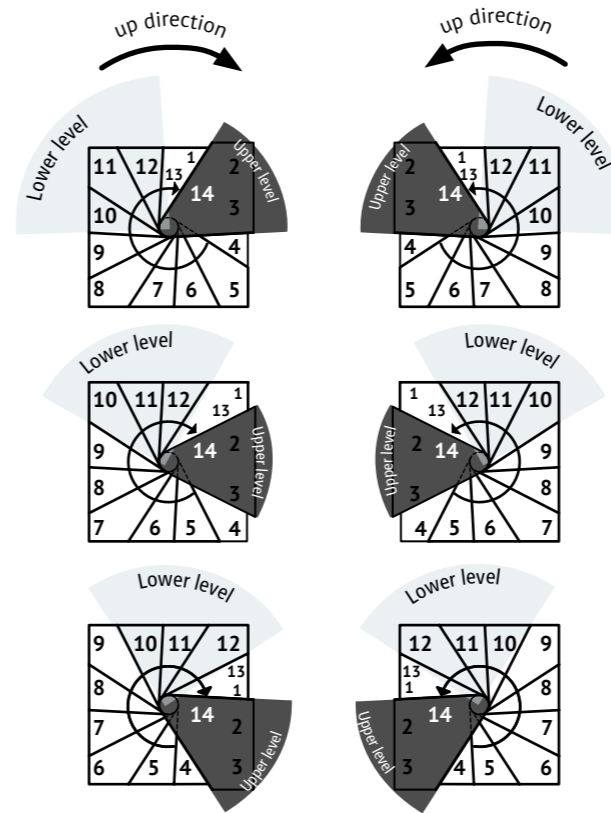
15 GRADINI pianerottolo incluso (15 ALZATE)
Altezza tra i piani: Min. 308 cm - Max. 360 cm



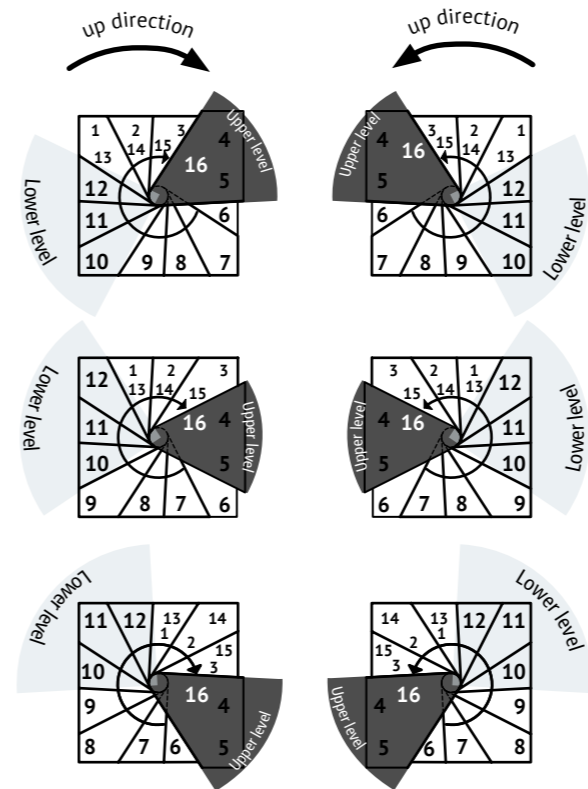
17 GRADINI pianerottolo incluso (17 ALZATE)
Altezza tra i piani: Min. 349 cm - Max. 408 cm



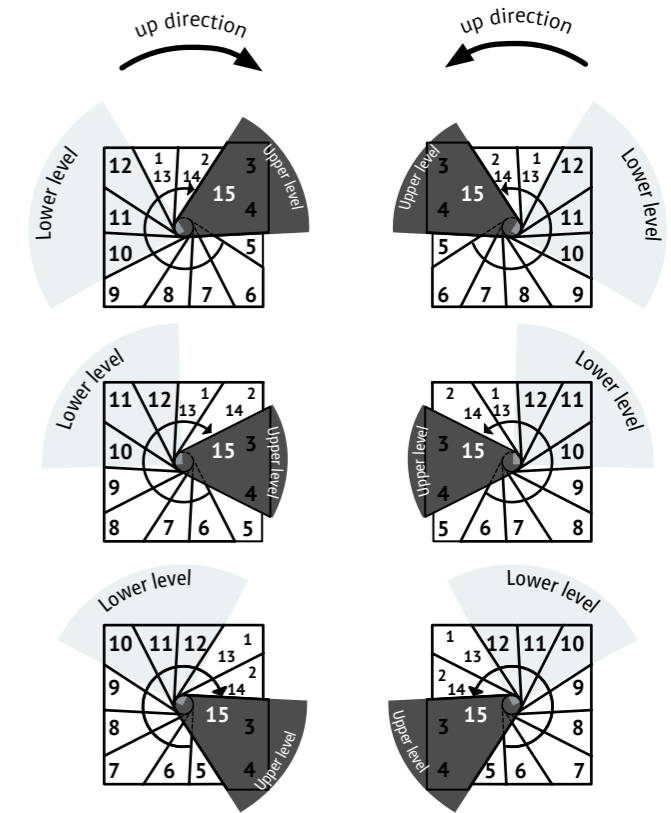
14 STEPS including landing (14 RISERS)
Height between levels: Min. 287 cm - Max. 336 cm



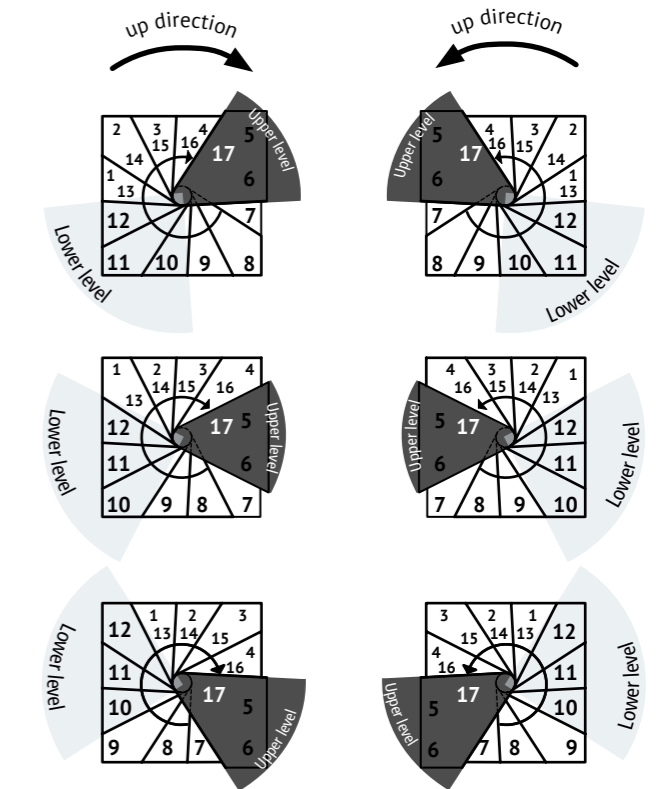
16 STEPS including landing (16 RISERS)
Height between levels: Min. 328 cm - Max. 384 cm



15 STEPS including landing (15 RISERS)
Height between levels: Min. 308 cm - Max. 360 cm



17 STEPS including landing (17 RISERS)
Height between levels: Min. 349 cm - Max. 408 cm



Add steps to achieve greater heights.